APPLICATION FOR HCAI SPECIAL SEISMIC CERTIFICATION PREAPPROVAL (OSP)

OFFICE USE ONLY

APPLICATION #: OSP-0687

HCAI Special Seismic Certification Preapproval (OSP)

Type: ☐ New ☒ Renewal

Manufacturer Information

Manufacturer: Yaskawa America Inc.

Manufacturer's Technical Representative: John Cairo

Mailing Address: 2121 Norman Drive South, Waukegan, IL 60085

Telephone: (847) 887-7089 Email: john_cairo@yaskawa.com

Product Information

Product Name: Industrial Control Panels

Product Model Number(s): H6/F6/Q6/W6, HV6/FP6/WM6, GA7/GA8, and GA5/HV3

Product Category: Other

Product Sub-Category: Variable Frequency Drives and Starters

General Description: Commercial HVAC and Industrial AC Drives for stand-alone use or use in Configured Panels and Bypass Panels.

Mounting Description: Rigid and Flexibly Wall Mounted

Tested Seismic Enhancements: Seismic enhancements made to the test units and/or modifications required to address anomalies during the tests shall be incorporated into the production units.

Applicant Information

Applicant Company Name: VMC Group

Contact Person: John Giuliano

Mailing Address: 113 Main Street, Bloomingdale, NJ 07403

Telephone: (973) 838-1780 Email: john.giuliano@thevmcgroup.com

Title: President

HCAi OSP-0687 BY: Mohammad Karim DATE: 05/21/2025

California Licensed Structural Engineer Responsible for the Engineering and Test Report(s)

Company Name: THE VMC GROUP

Name: Kenneth Tarlow California License Number: S2851

Mailing Address: 980 9th Street, 16th Floor, Sacramento, CA 95814

Telephone: (832) 627-2214 Email: ken.tarlow@thevmcgroup.com

Certification Method

☐ GR-63-Core ☒ ICC-ES AC156 ☐ IEEE 344 ☐ IEEE 693 ☐ NEBS 3

☐ Other (Please Specify):

Testing Laboratory

Company Name: DYNAMIC CERTIFICATION LABORATORY (DCL)

Contact Person: Josh Sailer

Mailing Address: 1315 Greg St., Ste 109, Sparks NV 89431

Telephone: (775) 358-5085 Email: josh@shaketest.com

FOR CODE COMPLIANCE
HCAi
OSP-0687
BY : Mohammad Kaim
DATE: 05/21/2025
CALIFORNIA BUILDING CODE, 2022

Seismic Parameters

Design Basis of Equipment or Components (F_p/W_p) = [4.50 (SDS=2.0, z/h=1); 1.88 (SDS=2.5, z/h=0)- Isolated]; [1.5 (SDS =2.0, z/h =1; 1.13 (SDS =2.5, z/h =0 - Fixed]

S_{DS} (Design spectral response acceleration at short period, g) = 2.00 (z/h=1); 2.50 (z/h=0)

a_p (Amplification factor) = 2.5

R_p (Response modification factor) = 2.0 (Isolated); 6 (Fixed)

Ω_0 (System overstrength factor) = 2.0

I_p (Importance factor) = 1.5

z/h (Height ratio factor) = 1 and 0

Natural frequencies (Hz) = See Attachment

Overall dimensions and weight = See Attachment

REVIEWED FOR CODE COMPLIANCE
HCAi
OSP-0687
BY: Mohammad Karim
DATE: 05/21/2025
CALIFORNIA BUILDING CODE, 2022

HCAI Approval (For Office Use Only) - Approval Expires on 05/21/2031

Date: 5/21/2025

Name: Mohammad Karim Title: Supervisor, Health Facilities

Special Seismic Certification Valid Up to: S_{DS} (g) = 2.0 z/h = 1

Condition of Approval (if applicable):

Table 1 - H6/F6/W6 Narrow Bypass Panels (Commercial HVAC and Industrial Drive Panels, IP20/NEMA Type 1 Enclosure)

Model Number Designation [1]			Output Current Rating	Nominal HP	Rated Input Voltage	Enclosure Rating	Cabinet Size	Cabinet Material	Drive Material	Max Cabinet Dimensions [4]			Max Cabinet Weight [lbs]	Mounting Method	Manufacturer	UUT
Base Number [2]	Power Options [3]	Control Options [3]								Length [in]	Width [in]	Height [in]				
X6BPD002	PXX	TXXX	2.4	0.5	208V	IP20, Type 1	W1	Carbon Steel/Plastic	Plastic	14.7	6.9	41.6	48	Rigid and Flexible Wall Mount	Yaskawa	Extrapolated
X6BPD003	PXX	TXXX	3.5	0.75	208V	IP20, Type 1	W1	Carbon Steel/Plastic	Plastic	14.7	6.9	41.6	48			Extrapolated
X6BPD004	PXX	TXXX	4.6	1	208V	IP20, Type 1	W1	Carbon Steel/Plastic	Plastic	14.7	6.9	41.6	48			Extrapolated
X6BPD007	PXX	TXXX	7.5	2	208V	IP20, Type 1	W1	Carbon Steel/Plastic	Plastic	14.7	6.9	41.6	48			Extrapolated
X6BPD010	PXX	TXXX	10.6	3	208V	IP20, Type 1	W1	Carbon Steel/Plastic	Plastic	14.7	6.9	41.6	48			Extrapolated
X6BPD016	PXX	TXXX	16.7	5	208V	IP20, Type 1	W1	Carbon Steel/Plastic	Plastic	14.7	6.9	41.6	48			Extrapolated
H6BPD016	PMG	TWH	16.7	5	208V	IP20, Type 1	W1	Carbon Steel/Plastic	Plastic	13.0	6.0	42.0	48			UUT- 8a,b
X6BPA002	PXX	TXXX	2.2	0.5	240V	IP20, Type 1	W1	Carbon Steel/Plastic	Plastic	14.7	6.9	41.6	48			Interpolated
X6BPA003	PXX	TXXX	3.2	0.75	240V	IP20, Type 1	W1	Carbon Steel/Plastic	Plastic	14.7	6.9	41.6	48			Interpolated
X6BPA004	PXX	TXXX	4.2	1	240V	IP20, Type 1	W1	Carbon Steel/Plastic	Plastic	14.7	6.9	41.6	48			Interpolated
X6BPA006	PXX	TXXX	6.8	2	240V	IP20, Type 1	W1	Carbon Steel/Plastic	Plastic	14.7	6.9	41.6	48			Interpolated
X6BPA009	PXX	TXXX	9.6	3	240V	IP20, Type 1	W1	Carbon Steel/Plastic	Plastic	14.7	6.9	41.6	48			Interpolated
X6BPA015	PXX	TXXX	15.2	5	240V	IP20, Type 1	W1	Carbon Steel/Plastic	Plastic	14.7	6.9	41.6	48			Interpolated
X6BPB1P1	PXX	TXXX	1.1	0.5	480V	IP20, Type 1	W1	Carbon Steel/Plastic	Plastic	14.7	6.9	41.6	48			Interpolated
X6BPB001	PXX	TXXX	1.6	0.75	480V	IP20, Type 1	W1	Carbon Steel/Plastic	Plastic	14.7	6.9	41.6	48			Interpolated
X6BPB002	PXX	TXXX	2.1	1	480V	IP20, Type 1	W1	Carbon Steel/Plastic	Plastic	14.7	6.9	41.6	48			Interpolated
X6BPB003	PXX	TXXX	3.4	2	480V	IP20, Type 1	W1	Carbon Steel/Plastic	Plastic	14.7	6.9	41.6	48			Interpolated
X6BPB004	PXX	TXXX	4.8	3	480V	IP20, Type 1	W1	Carbon Steel/Plastic	Plastic	14.7	6.9	41.6	48			Interpolated
X6BPB011	PXX	TXXX	11	7.5	480V	IP20, Type 1	W1	Carbon Steel/Plastic	Plastic	14.7	6.9	41.6	48			Interpolated
X6BPB014	PXX	TXXX	14	10	480V	IP20, Type 1	W1	Carbon Steel/Plastic	Plastic	14.7	6.9	41.6	48			Interpolated
X6BPB007	PXX	TXXX	7.6	5	480V	IP20, Type 1	W1	Carbon Steel/Plastic	Plastic	14.7	6.9	41.6	48			Interpolated
X6BPD024	PXX	TXXX	24.2	7.5	208V	IP20, Type 1	W2	Carbon Steel/Plastic	Plastic	14.7	6.9	45.2	62			Interpolated
X6BPD030	PXX	TXXX	30.8	10	208V	IP20, Type 1	W2	Carbon Steel/Plastic	Plastic	14.7	6.9	45.2	64			Interpolated
X6BPA022	PXX	TXXX	22	7.5	240V	IP20, Type 1	W2	Carbon Steel/Plastic	Plastic	14.7	6.9	45.2	62			Interpolated
X6BPA028	PXX	TXXX	28	10	240V	IP20, Type 1	W2	Carbon Steel/Plastic	Plastic	14.7	6.9	45.2	64			Interpolated
X6BPB021	PXX	TXXX	21	15	480V	IP20, Type 1	W2	Carbon Steel/Plastic	Plastic	14.7	6.9	45.2	63			Interpolated
X6BPB027	PXX	TXXX	27	20	480V	IP20, Type 1	W2	Carbon Steel/Plastic	Plastic	14.7	6.9	45.2	65			Interpolated
X6BPD046	PXX	TXXX	46.2	15	208V	IP20, Type 1	W3	Carbon Steel/Plastic	Plastic	15.3	10.1	48.7	88			Interpolated
X6BPD059	PXX	TXXX	59.4	20	208V	IP20, Type 1	W3	Carbon Steel/Plastic	Plastic	15.3	10.1	48.7	92			Interpolated
X6BPA042	PXX	TXXX	42	15	240V	IP20, Type 1	W3	Carbon Steel/Plastic	Plastic	15.3	10.1	48.7	88			Interpolated
X6BPA054	PXX	TXXX	54	20	240V	IP20, Type 1	W3	Carbon Steel/Plastic	Plastic	15.3	10.1	48.7	92			Interpolated
X6BPB034	PXX	TXXX	34	25	480V	IP20, Type 1	W3	Carbon Steel/Plastic	Plastic	15.3	10.1	48.7	82			Interpolated
X6BPB040	PXX	TXXX	40	30	480V	IP20, Type 1	W3	Carbon Steel/Plastic	Plastic	15.3	10.1	48.7	90			Interpolated
X6BPB052	PXX	TXXX	52	40	480V	IP20, Type 1	W3	Carbon Steel/Plastic	Plastic	15.3	10.1	48.7	97			Interpolated
X6BPD074	PXX	TXXX	74.8	25	208V	IP20, Type 1	W4	Carbon Steel/Plastic	Plastic	16.6	12.5	52.1	119			Interpolated
X6BPA068	PXX	TXXX	68	25	240V	IP20, Type 1	W4	Carbon Steel/Plastic	Plastic	16.6	12.5	52.1	119			Interpolated
X6BPB065	PXX	TXXX	65	50	480V	IP20, Type 1	W4	Carbon Steel/Plastic	Plastic	16.6	12.5	52.1	119			Interpolated
X6BPB077	PXX	TXXX	77	60	480V	IP20, Type 1	W4	Carbon Steel/Plastic	Plastic	16.6	12.5	52.1	119			Interpolated
H6BPB077	PMG	TWH	77	60	480V	IP20, Type 1	W4	Carbon Steel/Plastic	Plastic	14.0	12.0	52.0	119			UUT-9a,b
H6BPB077	PBT	TWH	77	60	480V	IP20, Type 1	W4	Carbon Steel/Plastic	Plastic	14.0	12.0	52.0	119			UUT-9c,d

Notes:

1) These panel models are for use with any HV6/FP6/WM6 Type 1 Enclosed VFD of Table 5A
2) X refers to H or F or W
3) See Figure 1 for details
4) UUT dimensions do not include protruding handles/switches
5) Cabinet is of a carbon steel body with plastic front cover

Table 2 - H6/F6/Q6/W6 Narrow Configured Panels (Commercial HVAC and Industrial Drive Panels, IP20/NEMA Type 1 Enclosure)

Model Number Designation [1]			Output Current Rating	Nominal HP	Rated Input Voltage	Enclosure Rating	Cabinet Size	Cabinet Material	Drive Material	Max Cabinet Dimensions [4]			Max Cabinet Weight [lbs]	Mounting Method	Manufacturer	UUT
Base Number [2]	Power Options [3]	Control Options [3]								Length [in]	Width [in]	Height [in]				
X6CPD002	PX	TXXX	2.4	0.5	208V	IP20, Type 1	W1	Carbon Steel	Plastic	13.9	6.3	33.0	35	Rigid and Flexible Wall Mount	Yaskawa	Extrapolated
X6CPD003	PX	TXXX	3.5	0.75	208V	IP20, Type 1	W1	Carbon Steel	Plastic	13.9	6.3	33.0	35			Extrapolated
X6CPD004	PX	TXXX	4.6	1	208V	IP20, Type 1	W1	Carbon Steel	Plastic	13.9	6.3	33.0	35			Extrapolated
X6CPD007	PX	TXXX	7.5	2	208V	IP20, Type 1	W1	Carbon Steel	Plastic	13.9	6.3	33.0	35			Extrapolated
X6CPD010	PX	TXXX	10.6	3	208V	IP20, Type 1	W1	Carbon Steel	Plastic	13.9	6.3	33.0	35			Extrapolated
X6CPD016	PX	TXXX	16.7	5	208V	IP20, Type 1	W1	Carbon Steel	Plastic	13.9	6.3	33.0	35			Extrapolated
H6CPD016	PF	TWL	16.7	5	208V	IP20, Type 1	W1	Carbon Steel	Plastic	12.0	6.0	33.0	35			UUT-10a,b
X6CPA002	PX	TXXX	2.2	0.5	240V	IP20, Type 1	W1	Carbon Steel	Plastic	13.9	6.3	33.0	35			Extrapolated
X6CPA003	PX	TXXX	3.2	0.75	240V	IP20, Type 1	W1	Carbon Steel	Plastic	13.9	6.3	33.0	35			Extrapolated
X6CPA004	PX	TXXX	4.2	1	240V	IP20, Type 1	W1	Carbon Steel	Plastic	13.9	6.3	33.0	35			Extrapolated
X6CPA006	PX	TXXX	6.8	2	240V	IP20, Type 1	W1	Carbon Steel	Plastic	13.9	6.3	33.0	35			Extrapolated
X6CPA009	PX	TXXX	9.6	3	240V	IP20, Type 1	W1	Carbon Steel	Plastic	13.9	6.3	33.0	35			Extrapolated
X6CPA015	PX	TXXX	15.2	5	240V	IP20, Type 1	W1	Carbon Steel	Plastic	13.9	6.3	33.0	35			Extrapolated
X6CPB001	PX	TXXX	1.6	0.75	480V	IP20, Type 1	W1	Carbon Steel	Plastic	13.9	6.3	33.0	35			Interpolated
X6CPB002	PX	TXXX	2.1	1	480V	IP20, Type 1	W1	Carbon Steel	Plastic	13.9	6.3	33.0	35			Interpolated
X6CPB003	PX	TXXX	3.4	2	480V	IP20, Type 1	W1	Carbon Steel	Plastic	13.9	6.3	33.0	35			Interpolated
X6CPB004	PX	TXXX	4.8	3	480V	IP20, Type 1	W1	Carbon Steel	Plastic	13.9	6.3	33.0	35			Interpolated
X6CPB011	PX	TXXX	11.0	7.5	480V	IP20, Type 1	W1	Carbon Steel	Plastic	13.9	6.3	33.0	35			Interpolated
X6CPB014	PX	TXXX	14.0	10	480V	IP20, Type 1	W1	Carbon Steel	Plastic	13.9	6.3	33.0	35			Interpolated
X6CPB007	PX	TXXX	7.6	5	480V	IP20, Type 1	W1	Carbon Steel	Plastic	13.9	6.3	33.0	35			Interpolated
X6CPD024	PX	TXXX	24.2	7.5	208V	IP20, Type 1	W2	Carbon Steel	Plastic	13.9	6.3	36.6	47			Interpolated
X6CPA022	PX	TXXX	22.0	7.5	240V	IP20, Type 1	W2	Carbon Steel	Plastic	13.9	6.3	33.0	47			Extrapolated
X6CPB021	PX	TXXX	21.0	15	480V	IP20, Type 1	W2	Carbon Steel	Plastic	13.9	6.3	36.6	48			Interpolated
X6CPD030	PX	TXXX	30.8	10	208V	IP20, Type 1	W2	Carbon Steel	Plastic	13.9	6.3	36.6	49			Interpolated
X6CPA028	PX	TXXX	28.0	10	240V	IP20, Type 1	W2	Carbon Steel	Plastic	13.9	6.3	33.0	49			Extrapolated
X6CPB027	PX	TXXX	27.0	20	480V	IP20, Type 1	W2	Carbon Steel	Plastic	13.9	6.3	36.6	50			Interpolated
X6CPB034	PX	TXXX	34.0	25	480V	IP20, Type 1	W2	Carbon Steel	Plastic	13.9	6.3	36.6	53			Interpolated
X6CPD046	PX	TXXX	46.2	15	208V	IP20, Type 1	W3	Carbon Steel	Plastic	14.2	9.0	39.9	67			Interpolated
X6CPA042	PX	TXXX	42.0	15	240V	IP20, Type 1	W3	Carbon Steel	Plastic	14.2	9.0	39.9	67			Extrapolated
X6CPB040	PX	TXXX	40.0	30	480V	IP20, Type 1	W3	Carbon Steel	Plastic	14.2	9.0	39.9	70			Interpolated
X6CPD059	PX	TXXX	59.4	20	208V	IP20, Type 1	W3	Carbon Steel	Plastic	14.2	9.0	39.9	71			Interpolated
X6CPA054	PX	TXXX	54.0	20	240V	IP20, Type 1	W3	Carbon Steel	Plastic	14.2	9.0	39.9	71			Extrapolated
X6CPB052	PX	TXXX	52.0	40	480V	IP20, Type 1	W3	Carbon Steel	Plastic	14.2	9.0	39.9	75			Interpolated
X6CPB065	PX	TXXX	65.0	50	480V	IP20, Type 1	W4	Carbon Steel	Plastic	15.1	11.0	45.8	94			Interpolated
X6CPD074	PX	TXXX	74.8	25	208V	IP20, Type 1	W4	Carbon Steel	Plastic	15.1	11.0	45.8	102			Interpolated
X6CPD088	PX	TXXX	88.0	30	208V	IP20, Type 1	W4	Carbon Steel	Plastic	15.1	11.0	45.8	106			Interpolated
X6CPA068	PX	TXXX	68.0	25	240V	IP20, Type 1	W4	Carbon Steel	Plastic	15.1	11.0	45.8	106			Interpolated
X6CPA080	PX	TXXX	80.0	30	240V	IP20, Type 1	W4	Carbon Steel	Plastic	15.1	11.0	45.8	106			Interpolated
X6CPB077	PX	TXXX	77.0	60	480V	IP20, Type 1	W4	Carbon Steel	Plastic	15.1	11.0	45.8	108			Interpolated
X6CPD114	PX	TXXX	114.0	40	208V	IP20, Type 1	W4	Carbon Steel	Plastic	15.1	11.0	45.8	108			Interpolated
X6CPA104	PX	TXXX	104.0	40	240V	IP20, Type 1	W4	Carbon Steel	Plastic	15.1	11.0	45.8	108			Interpolated
X6CPB096	PX	TXXX	96.0	75	480V	IP20, Type 1	W4	Carbon Steel	Plastic	15.1	11.0	45.8	108			Interpolated
H6CPB096	PF	TWL	96.0	75	480V	IP20, Type 1	W4	Carbon Steel	Plastic	13.0	11.0	46.0	108			UUT-11a,b

Notes:

1) These panel models are for use with any HV6/FP6/WM6 Type 1 Enclosed VFD of Table 5A
2) X refers to H or F or Q or W
3) See Figure 1 for details
4) UUT dimensions do not include protruding handles/switches

Table 2A - H6/F6/W6 Bypass Panels (Commercial HVAC and Industrial Drive Panels, IP55/NEMA Type 12 Enclosure)

Model Number Designation [1]			Output Current Rating	Nominal HP	Rated Input Voltage	Enclosure Rating	Cabinet Size	Cabinet Material	Drive Material	Max Cabinet Dimensions			Max Cabinet Weight [lbs]	Mounting Method	Manufacturer	UUT
Base Number [2]	Power Options [3]	Control Options [3]								Length [in]	Width [in]	Height [in]				
X6B2D002	PXXXXX	TXXXXXXX	2.4	0.5	208V	Type 12	W0	Carbon Steel	Plastic	17.0	18.3	27.1	100	Rigid and Flexible Wall Mount	Yaskawa	Extrapolated
X6B2D003	PXXXXX	TXXXXXXX	3.5	0.75	208V	Type 12	W0	Carbon Steel	Plastic	17.0	18.3	27.1	100			Extrapolated
X6B2D004	PXXXXX	TXXXXXXX	4.6	1	208V	Type 12	W0	Carbon Steel	Plastic	17.0	18.3	27.1	100			Extrapolated
X6B2D007	PXXXXX	TXXXXXXX	7.5	2	208V	Type 12	W0	Carbon Steel	Plastic	17.0	18.3	27.1	100			Extrapolated
X6B2D010	PXXXXX	TXXXXXXX	10.6	3	208V	Type 12	W0	Carbon Steel	Plastic	17.0	18.3	27.1	100			Extrapolated
X6B2D016	PXXXXX	TXXXXXXX	16.7	5	208V	Type 12	W0	Carbon Steel	Plastic	17.0	18.3	27.1	100			Extrapolated
X6B2A002	PXXXXX	TXXXXXXX	2.2	0.5	240V	Type 12	W0	Carbon Steel	Plastic	17.0	18.3	27.1	100			Extrapolated
X6B2A003	PXXXXX	TXXXXXXX	3.2	0.80	240V	Type 12	W0	Carbon Steel	Plastic	17.0	18.3	27.1	100			Extrapolated
X6B2A004	PXXXXX	TXXXXXXX	4.2	1	240V	Type 12	W0	Carbon Steel	Plastic	17.0	18.3	27.1	100			Extrapolated
X6B2A006	PXXXXX	TXXXXXXX	6.8	2	240V	Type 12	W0	Carbon Steel	Plastic	17.0	18.3	27.1	100			Extrapolated
X6B2A009	PXXXXX	TXXXXXXX	9.6	3	240V	Type 12	W0	Carbon Steel	Plastic	17.0	18.3	27.1	100			Extrapolated
X6B2A015	PXXXXX	TXXXXXXX	15.2	5	240V	Type 12	W0	Carbon Steel	Plastic	17.0	18.3	27.1	100			Extrapolated
X6B2B1P1	PXXXXX	TXXXXXXX	1.1	0.5	480V	Type 12	W0	Carbon Steel	Plastic	17.0	18.3	27.1	100			Extrapolated
X6B2B001	PXXXXX	TXXXXXXX	1.6	0.75	480V	Type 12	W0	Carbon Steel	Plastic	17.0	18.3	27.1	100			Extrapolated
X6B2B002	PXXXXX	TXXXXXXX	2.1	1	480V	Type 12	W0	Carbon Steel	Plastic	17.0	18.3	27.1	100			Extrapolated
X6B2B003	PXXXXX	TXXXXXXX	3.4	2	480V	Type 12	W0	Carbon Steel	Plastic	17.0	18.3	27.1	100			Extrapolated
X6B2B004	PXXXXX	TXXXXXXX	4.8	3	480V	Type 12	W0	Carbon Steel	Plastic	17.0	18.3	27.1	100			Extrapolated
X6B2B007	PXXXXX	TXXXXXXX	7.6	5	480V	Type 12	W0	Carbon Steel	Plastic	17.0	18.3	27.1	100			Extrapolated
X6B2B011	PXXXXX	TXXXXXXX	11	7.5	480V	Type 12	W0	Carbon Steel	Plastic	17.0	18.3	27.1	100			Extrapolated
X6B2B014	PXXXXX	TXXXXXXX	14	10	480V	Type 12	W0	Carbon Steel	Plastic	17.0	18.3	27.1	100			Extrapolated
H6B2B014	PMFG	TWH	14	10	480V	Type 12	W0	Carbon Steel	Plastic	17.0	18.3	27.1	100			UUT-16a,b
X6B2D024	PXXXXX	TXXXXXXX	24.2	7.5	208V	Type 12	W1	Carbon Steel	Plastic	17.1	19.3	34.1	137			Interpolated
X6B2D030	PXXXXX	TXXXXXXX	30.8	10	208V	Type 12	W1	Carbon Steel	Plastic	17.1	19.3	34.1	140			Interpolated
X6B2A022	PXXXXX	TXXXXXXX	22	7.5	240V	Type 12	W1	Carbon Steel	Plastic	17.1	19.3	34.1	131			Interpolated
X6B2A028	PXXXXX	TXXXXXXX	28	10	240V	Type 12	W1	Carbon Steel	Plastic	17.1	19.3	34.1	134			Interpolated
X6B2B021	PXXXXX	TXXXXXXX	21	15	480V	Type 12	W1	Carbon Steel	Plastic	17.1	19.3	34.1	139			Interpolated
X6B2B027	PXXXXX	TXXXXXXX	27	20	480V	Type 12	W1	Carbon Steel	Plastic	17.1	19.3	34.1	142			Interpolated
X6B2B034	PXXXXX	TXXXXXXX	34	25	480V	Type 12	W1	Carbon Steel	Plastic	17.1	19.3	34.1	150			Interpolated
X6B2D046	PXXXXX	TXXXXXXX	46.2	15	208V	Type 12	W2	Carbon Steel	Plastic	17.1	25.5	37.3	186			Interpolated
X6B2D059	PXXXXX	TXXXXXXX	59.4	20	208V	Type 12	W2	Carbon Steel	Plastic	17.1	25.5	37.3	190			Interpolated
X6B2A042	PXXXXX	TXXXXXXX	42	15	240V	Type 12	W2	Carbon Steel	Plastic	17.1	25.5	37.3	180			Interpolated
X6B2A054	PXXXXX	TXXXXXXX	54	20	240V	Type 12	W2	Carbon Steel	Plastic	17.1	25.5	37.3	185			Interpolated
X6B2B040	PXXXXX	TXXXXXXX	40	30	480V	Type 12	W2	Carbon Steel	Plastic	17.1	25.5	37.3	187			Interpolated
X6B2B052	PXXXXX	TXXXXXXX	63	40	480V	Type 12	W2	Carbon Steel	Plastic	17.1	25.5	37.3	195			Interpolated
X6B2B065	PXXXXX	TXXXXXXX	65	50	480V	Type 12	W2	Carbon Steel	Plastic	17.1	25.5	37.3	204			Interpolated
X6B2D074	PXXXXX	TXXXXXXX	74.8	25	208V	Type 12	W3	Carbon Steel	Plastic	17.1	25.5	37.3	265			Interpolated
X6B2D088	PXXXXX	TXXXXXXX	88	30	208V	Type 12	W3	Carbon Steel	Plastic	19.6	26.3	43.6	270			Interpolated
X6B2D114	PXXXXX	TXXXXXXX	114	40	208V	Type 12	W3	Carbon Steel	Plastic	19.6	26.3	43.6	288			Interpolated
X6B2A068	PXXXXX	TXXXXXXX	68	25	240V	Type 12	W3	Carbon Steel	Plastic	19.6	26.3	43.6	258			Interpolated
X6B2A080	PXXXXX	TXXXXXXX	80	30	240V	Type 12	W3	Carbon Steel	Plastic	19.6	26.3	43.6	257			Interpolated
X6B2A104	PXXXXX	TXXXXXXX	108	40	240V	Type 12	W3	Carbon Steel	Plastic	19.6	26.3	43.6	275			Interpolated
X6B2B077	PXXXXX	TXXXXXXX	77	60	480V	Type 12	W3	Carbon Steel	Plastic	19.6	26.3	43.6	339			Interpolated
X6B2B096	PXXXXX	TXXXXXXX	96	75	480V	Type 12	W3	Carbon Steel	Plastic	19.6	26.3	43.6	355			Interpolated
X6B2B124	PXXXXX	TXXXXXXX	124	100	480V	Type 12	W3	Carbon Steel	Plastic	19.6	26.3	43.6	372			Interpolated
X6B2D143	PXXXXX	TXXXXXXX	143	50	208V	Type 12	W4	Carbon Steel	Carbon Steel	23.8	33.3	55.0	410			Interpolated
X6B2D169	PXXXXX	TXXXXXXX	169	60	208V	Type 12	W4	Carbon Steel	Carbon Steel	23.8	33.3	55.0	410			Interpolated
X6B2A130	PXXXXX	TXXXXXXX	130	50	240V	Type 12	W4	Carbon Steel	Carbon Steel	23.8	33.3	55.0	410			Interpolated
X6B2A154	PXXXXX	TXXXXXXX	154	60	240V	Type 12	W4	Carbon Steel	Carbon Steel	23.8	33.3	55.0	410			Interpolated
X6B2B156	PXXXXX	TXXXXXXX	156	125	480V	Type 12	W4	Carbon Steel	Carbon Steel	23.8	33.3	55.0	410			Interpolated
H6B2B156	PMF	TWH	156	125	480V	Type 12	W4	Carbon Steel	Carbon Steel	23.8	33.3	55.0	410			UUT-17a,b

Notes:

1) These panel models are for use with any HV6/FP6/WM6 Open Type VFD of Table 3A.

2) X refers to H or F or W

3) See Figure 1 for details

Table 2B - H6/F6/Q6/W6 Configured Panels (Commercial HVAC and Industrial Drive Panels, IP55/NEMA Type 12 Enclosure)

Model Number Designation [1]			Output Current Rating	Nominal HP	Rated Input Voltage	Enclosure Rating	Cabinet Size	Cabinet Material	Drive Material	Max Cabinet Dimensions			Max Cabinet Weight [lbs]	Mounting Method	Manufacturer	UUT
Base Number [2]	Power Options [3]	Control Options [3]								Length [in]	Width [in]	Height [in]				
X6C2D002	PXXXXXX	TXXXXXXXXX	2.4	0.5	208V	Type 12	W0	Carbon Steel	Plastic	17.0	18.3	27.1	96	Rigid and Flexible Wall Mount	Yaskawa	Extrapolated
X6C2D003	PXXXXXX	TXXXXXXXXX	3.5	0.75	208V	Type 12	W0	Carbon Steel	Plastic	17.0	18.3	27.1	96			Extrapolated
X6C2D004	PXXXXXX	TXXXXXXXXX	4.6	1	208V	Type 12	W0	Carbon Steel	Plastic	17.0	18.3	27.1	96			Extrapolated
X6C2D007	PXXXXXX	TXXXXXXXXX	7.5	2	208V	Type 12	W0	Carbon Steel	Plastic	17.0	18.3	27.1	96			Extrapolated
X6C2D010	PXXXXXX	TXXXXXXXXX	10.6	3	208V	Type 12	W0	Carbon Steel	Plastic	17.0	18.3	27.1	97			Extrapolated
X6C2D016	PXXXXXX	TXXXXXXXXX	16.7	5	208V	Type 12	W0	Carbon Steel	Plastic	17.0	18.3	27.1	99			Extrapolated
X6C2A002	PXXXXXX	TXXXXXXXXX	2.2	0.5	240V	Type 12	W0	Carbon Steel	Plastic	17.0	18.3	27.1	96			Extrapolated
X6C2A003	PXXXXXX	TXXXXXXXXX	3.2	0.8	240V	Type 12	W0	Carbon Steel	Plastic	17.0	18.3	27.1	96			Extrapolated
X6C2A004	PXXXXXX	TXXXXXXXXX	4.2	1	240V	Type 12	W0	Carbon Steel	Plastic	17.0	18.3	27.1	97			Extrapolated
X6C2A006	PXXXXXX	TXXXXXXXXX	6.8	2	240V	Type 12	W0	Carbon Steel	Plastic	17.0	18.3	27.1	99			Extrapolated
X6C2A009	PXXXXXX	TXXXXXXXXX	9.6	3	240V	Type 12	W0	Carbon Steel	Plastic	17.0	18.3	27.1	97			Extrapolated
X6C2A015	PXXXXXX	TXXXXXXXXX	15.2	5	240V	Type 12	W0	Carbon Steel	Plastic	17.0	18.3	27.1	97			Extrapolated
X6C2B1P1	PXXXXXX	TXXXXXXXXX	1.1	0.5	480V	Type 12	W0	Carbon Steel	Plastic	17.0	18.3	27.1	98			Extrapolated
X6C2B001	PXXXXXX	TXXXXXXXXX	1.6	0.75	480V	Type 12	W0	Carbon Steel	Plastic	17.0	18.3	27.1	98			Extrapolated
X6C2B002	PXXXXXX	TXXXXXXXXX	2.1	1	480V	Type 12	W0	Carbon Steel	Plastic	17.0	18.3	27.1	99			Extrapolated
X6C2B003	PXXXXXX	TXXXXXXXXX	3.4	2	480V	Type 12	W0	Carbon Steel	Plastic	17.0	18.3	27.1	99			Extrapolated
X6C2B004	PXXXXXX	TXXXXXXXXX	4.8	3	480V	Type 12	W0	Carbon Steel	Plastic	17.0	18.3	27.1	98			Extrapolated
X6C2B007	PXXXXXX	TXXXXXXXXX	7.6	5	480V	Type 12	W0	Carbon Steel	Plastic	17.0	18.3	27.1	99			Extrapolated
X6C2B011	PXXXXXX	TXXXXXXXXX	11.0	7.5	480V	Type 12	W0	Carbon Steel	Plastic	17.0	18.3	27.1	101			Extrapolated
X6C2B014	PXXXXXX	TXXXXXXXXX	14.0	10	480V	Type 12	W0	Carbon Steel	Plastic	17.0	18.3	27.1	101			Extrapolated
H6C2B014	PR	TWL	14.0	10	480V	Type 12	W0	Carbon Steel	Plastic	17.0	18.3	27.1	101			UUT-18a,b
X6C2D024	PXXXXXX	TXXXXXXXXX	24.2	7.5	208V	Type 12	W1	Carbon Steel	Plastic	17.1	19.3	34.1	128			Interpolated
X6C2D030	PXXXXXX	TXXXXXXXXX	30.8	10	208V	Type 12	W1	Carbon Steel	Plastic	17.1	19.3	34.1	137			Interpolated
X6C2A022	PXXXXXX	TXXXXXXXXX	22	7.5	240V	Type 12	W1	Carbon Steel	Plastic	17.1	19.3	34.1	124			Interpolated
X6C2A028	PXXXXXX	TXXXXXXXXX	28	10	240V	Type 12	W1	Carbon Steel	Plastic	17.1	19.3	34.1	132			Interpolated
X6C2B021	PXXXXXX	TXXXXXXXXX	21.0	15	480V	Type 12	W1	Carbon Steel	Plastic	17.1	19.3	34.1	137			Interpolated
X6C2B027	PXXXXXX	TXXXXXXXXX	27.0	20	480V	Type 12	W1	Carbon Steel	Plastic	17.1	19.3	34.1	138			Interpolated
X6C2B034	PXXXXXX	TXXXXXXXXX	34.0	25	480V	Type 12	W1	Carbon Steel	Plastic	17.1	19.3	34.1	144			Interpolated
X6C2D046	PXXXXXX	TXXXXXXXXX	46.2	15	208V	Type 12	W2	Carbon Steel	Plastic	17.1	25.5	37.3	184			Interpolated
X6C2D059	PXXXXXX	TXXXXXXXXX	59.4	20	208V	Type 12	W2	Carbon Steel	Plastic	17.1	25.5	37.3	187			Interpolated
X6C2A042	PXXXXXX	TXXXXXXXXX	42	15	240V	Type 12	W2	Carbon Steel	Plastic	17.1	25.5	37.3	179			Interpolated
X6C2A054	PXXXXXX	TXXXXXXXXX	54	20	240V	Type 12	W2	Carbon Steel	Plastic	17.1	25.5	37.3	186			Interpolated
X6C2B040	PXXXXXX	TXXXXXXXXX	40.0	30	480V	Type 12	W2	Carbon Steel	Plastic	17.1	25.5	37.3	181			Interpolated
X6C2B052	PXXXXXX	TXXXXXXXXX	52.0	40	480V	Type 12	W2	Carbon Steel	Plastic	17.1	25.5	37.3	193			Interpolated
X6C2B065	PXXXXXX	TXXXXXXXXX	65.0	50	480V	Type 12	W2	Carbon Steel	Plastic	17.1	25.5	37.3	200			Interpolated
X6C2D074	PXXXXXX	TXXXXXXXXX	74.8	25	208V	Type 12	W3	Carbon Steel	Plastic	19.6	26.3	43.6	257			Interpolated
X6C2D088	PXXXXXX	TXXXXXXXXX	88.0	30	208V	Type 12	W3	Carbon Steel	Plastic	19.6	26.3	43.6	260			Interpolated
X6C2D114	PXXXXXX	TXXXXXXXXX	114.0	40	208V	Type 12	W3	Carbon Steel	Plastic	19.6	26.3	43.6	272			Interpolated
X6C2A068	PXXXXXX	TXXXXXXXXX	68	25	240V	Type 12	W3	Carbon Steel	Plastic	19.6	26.3	43.6	256			Interpolated
X6C2A080	PXXXXXX	TXXXXXXXXX	80	30	240V	Type 12	W3	Carbon Steel	Plastic	19.6	26.3	43.6	257			Interpolated
X6C2A104	PXXXXXX	TXXXXXXXXX	108	40	240V	Type 12	W3	Carbon Steel	Plastic	19.6	26.3	43.6	268			Interpolated
X6C2B077	PXXXXXX	TXXXXXXXXX	77.0	60	480V	Type 12	W3	Carbon Steel	Plastic	19.6	26.3	43.6	271			Interpolated
X6C2B096	PXXXXXX	TXXXXXXXXX	96.0	75	480V	Type 12	W3	Carbon Steel	Plastic	19.6	26.3	43.6	276			Interpolated
X6C2B124	PXXXXXX	TXXXXXXXXX	124	100	480V	Type 12	W3	Carbon Steel	Plastic	19.6	26.3	43.6	293			Interpolated
X6C2D143	PXXXXXX	TXXXXXXXXX	143.0	50	208V	Type 12	W4	Carbon Steel	Carbon Steel	23.8	33.3	55.0	474			Interpolated
X6C2D169	PXXXXXX	TXXXXXXXXX	169.0	60	208V	Type 12	W4	Carbon Steel	Carbon Steel	23.8	33.3	55.0	479			Interpolated
X6C2D211	PXXXXXX	TXXXXXXXXX	211.0	75	208V	Type 12	W4	Carbon Steel	Carbon Steel	23.8	33.3	55.0	477			Interpolated
X6C2D273	PXXXXXX	TXXXXXXXXX	273.0	100	208V	Type 12	W4	Carbon Steel	Carbon Steel	23.8	33.3	55.0	530			Interpolated
H6C2D273	PMRF	TWL	273.0	100	208V	Type 12	W4	Carbon Steel	Carbon Steel	23.8	33.3	55.0	530			UUT-19a,b
X6C2A130	PXXXXXX	TXXXXXXXXX	130	50	240V	Type 12	W4	Carbon Steel	Carbon Steel	23.8	33.3	55.0	462			Interpolated
X6C2A154	PXXXXXX	TXXXXXXXXX	154	60	240V	Type 12	W4	Carbon Steel	Carbon Steel	23.8	33.3	55.0	478			Interpolated
X6C2A192	PXXXXXX	TXXXXXXXXX	192	75	240V	Type 12	W4	Carbon Steel	Carbon Steel	23.8	33.3	55.0	475			Interpolated
X6C2A248	PXXXXXX	TXXXXXXXXX	248	100	240V	Type 12	W4	Carbon Steel	Carbon Steel	23.8	33.3	55.0	497			Interpolated
X6C2B156	PXXXXXX	TXXXXXXXXX	156	125	480V	Type 12	W4	Carbon Steel	Carbon Steel	23.8	33.3	55.0	489			Interpolated
X6C2B180	PXXXXXX	TXXXXXXXXX	180	150	480V	Type 12	W4	Carbon Steel	Carbon Steel	23.8	33.3	55.0	493			Interpolated
H6C2B240	PXXXXXX	TXXXXXXXXX	240	200	480V	Type 12	W4	Carbon Steel	Carbon Steel	23.8	33.3	55.0	522			Interpolated

Notes:
1) These panel models are for use with any HV6/FP6/WM6 Open Type VFD of Table 3A.
2) X refers to H or F or Q or W
3) See Figure 1 for details

Table 2C - H6/F6/W6 Bypass Panels (Commercial HVAC and Industrial Drive Panels, IP20/NEMA Type 1 Enclosure)

Model Number Designation [1]			Output Current Rating	Nominal HP	Rated Input Voltage	Enclosure Rating	Cabinet Size	Cabinet Material	Drive Material	Max Cabinet Dimensions			Max Cabinet Weight [lbs]	Mounting Method	Manufacturer	UUT
Base Number [2]	Power Options [3]	Control Options [3]								Length [in]	Width [in]	Height [in]				
X6B1D002	PXXXXX	TXXXXXXX	2.4	0.5	208V	Type 1	W0	Carbon Steel	Plastic	15.6	15.7	25.9	93	Rigid and Flexible Wall Mount	Yaskawa	Extrapolated
X6B1D003	PXXXXX	TXXXXXXX	3.5	0.75	208V	Type 1	W0	Carbon Steel	Plastic	15.6	15.7	25.9	93			Extrapolated
X6B1D004	PXXXXX	TXXXXXXX	4.6	1	208V	Type 1	W0	Carbon Steel	Plastic	15.6	15.7	25.9	93			Extrapolated
X6B1D007	PXXXXX	TXXXXXXX	7.5	2	208V	Type 1	W0	Carbon Steel	Plastic	15.6	15.7	25.9	93			Extrapolated
X6B1D010	PXXXXX	TXXXXXXX	10.6	3	208V	Type 1	W0	Carbon Steel	Plastic	15.6	15.7	25.9	93			Extrapolated
X6B1D016	PXXXXX	TXXXXXXX	16.7	5	208V	Type 1	W0	Carbon Steel	Plastic	15.6	15.7	25.9	93			Extrapolated
X6B1A002	PXXXXX	TXXXXXXX	2.2	0.5	240V	Type 1	W0	Carbon Steel	Plastic	15.6	15.7	25.9	93			Extrapolated
X6B1A003	PXXXXX	TXXXXXXX	3.2	0.75	240V	Type 1	W0	Carbon Steel	Plastic	15.6	15.7	25.9	93			Extrapolated
X6B1A004	PXXXXX	TXXXXXXX	4.2	1	240V	Type 1	W0	Carbon Steel	Plastic	15.6	15.7	25.9	93			Extrapolated
X6B1A006	PXXXXX	TXXXXXXX	6.8	2	240V	Type 1	W0	Carbon Steel	Plastic	15.6	15.7	25.9	93			Extrapolated
X6B1A009	PXXXXX	TXXXXXXX	9.6	3	240V	Type 1	W0	Carbon Steel	Plastic	15.6	15.7	25.9	93			Extrapolated
X6B1A015	PXXXXX	TXXXXXXX	15.2	5	240V	Type 1	W0	Carbon Steel	Plastic	15.6	15.7	25.9	93			Extrapolated
X6B1B1P1	PXXXXX	TXXXXXXX	1.1	0.5	480V	Type 1	W0	Carbon Steel	Plastic	15.6	15.7	25.9	93			Extrapolated
X6B1B001	PXXXXX	TXXXXXXX	1.6	0.75	480V	Type 1	W0	Carbon Steel	Plastic	15.6	15.7	25.9	93			Extrapolated
X6B1B002	PXXXXX	TXXXXXXX	2.1	1	480V	Type 1	W0	Carbon Steel	Plastic	15.6	15.7	25.9	93			Extrapolated
X6B1B003	PXXXXX	TXXXXXXX	3.4	2	480V	Type 1	W0	Carbon Steel	Plastic	15.6	15.7	25.9	93			Extrapolated
X6B1B004	PXXXXX	TXXXXXXX	4.8	3	480V	Type 1	W0	Carbon Steel	Plastic	15.6	15.7	25.9	93			Extrapolated
X6B1B007	PXXXXX	TXXXXXXX	7.6	5	480V	Type 1	W0	Carbon Steel	Plastic	15.6	15.7	25.9	94			Extrapolated
X6B1B011	PXXXXX	TXXXXXXX	11.0	7.5	480V	Type 1	W0	Carbon Steel	Plastic	15.6	15.7	25.9	94			Extrapolated
X6B1B014	PXXXXX	TXXXXXXX	14.0	10	480V	Type 1	W0	Carbon Steel	Plastic	15.6	15.7	25.9	94			Extrapolated
H6B1B014	PMFG	TWL	14.0	10	480V	Type 1	W0	Carbon Steel	Plastic	15.6	15.7	25.9	94			UUT-20a,b
X6B1D024	PXXXXX	TXXXXXXX	24.2	7.5	208V	Type 1	W1	Carbon Steel	Plastic	17.6	18.7	33.9	125			Interpolated
X6B1D030	PXXXXX	TXXXXXXX	30.8	10	208V	Type 1	W1	Carbon Steel	Plastic	17.6	18.7	33.9	129			Interpolated
X6B1A022	PXXXXX	TXXXXXXX	22.0	7.5	240V	Type 1	W1	Carbon Steel	Plastic	17.6	18.7	33.9	125			Interpolated
X6B1A028	PXXXXX	TXXXXXXX	28.0	10	240V	Type 1	W1	Carbon Steel	Plastic	17.6	18.7	33.9	129			Interpolated
X6B1B021	PXXXXX	TXXXXXXX	21.0	15	480V	Type 1	W1	Carbon Steel	Plastic	17.6	18.7	33.9	126			Interpolated
X6B1B027	PXXXXX	TXXXXXXX	27.0	20	480V	Type 1	W1	Carbon Steel	Plastic	17.6	18.7	33.9	129			Interpolated
X6B1B034	PXXXXX	TXXXXXXX	34.0	25	480V	Type 1	W1	Carbon Steel	Plastic	17.6	18.7	33.9	138			Interpolated
X6B1D046	PXXXXX	TXXXXXXX	46.2	15	208V	Type 1	W2	Carbon Steel	Plastic	18.5	20.7	37.1	160			Interpolated
X6B1D059	PXXXXX	TXXXXXXX	59.4	20	208V	Type 1	W2	Carbon Steel	Plastic	18.5	20.7	37.1	163			Interpolated
X6B1A042	PXXXXX	TXXXXXXX	42.0	15	240V	Type 1	W2	Carbon Steel	Plastic	18.5	20.7	37.1	160			Interpolated
X6B1A054	PXXXXX	TXXXXXXX	54.0	20	240V	Type 1	W2	Carbon Steel	Plastic	18.5	20.7	37.1	163			Interpolated
X6B1B040	PXXXXX	TXXXXXXX	40.0	30	480V	Type 1	W2	Carbon Steel	Plastic	18.5	20.7	37.1	162			Interpolated
X6B1B052	PXXXXX	TXXXXXXX	52.0	40	480V	Type 1	W2	Carbon Steel	Plastic	18.5	20.7	37.1	168			Interpolated
X6B1B065	PXXXXX	TXXXXXXX	65.0	50	480V	Type 1	W2	Carbon Steel	Plastic	18.5	20.7	37.1	180			Interpolated
X6B1D074	PXXXXX	TXXXXXXX	74.8	25	208V	Type 1	W3	Carbon Steel	Plastic	18.8	25.6	42.1	225			Interpolated
X6B1D088	PXXXXX	TXXXXXXX	88.0	30	208V	Type 1	W3	Carbon Steel	Plastic	18.8	25.6	42.1	234			Interpolated
X6B1D114	PXXXXX	TXXXXXXX	114.0	40	208V	Type 1	W3	Carbon Steel	Plastic	18.8	25.6	42.1	248			Interpolated
X6B1A068	PXXXXX	TXXXXXXX	68.0	25	240V	Type 1	W3	Carbon Steel	Plastic	18.8	25.6	42.1	224			Interpolated
X6B1A080	PXXXXX	TXXXXXXX	80.0	30	240V	Type 1	W3	Carbon Steel	Plastic	18.8	25.6	42.1	228			Interpolated
X6B1A104	PXXXXX	TXXXXXXX	104.0	40	240V	Type 1	W3	Carbon Steel	Plastic	18.8	25.6	42.1	243			Interpolated
X6B1B077	PXXXXX	TXXXXXXX	77.0	60	480V	Type 1	W3	Carbon Steel	Plastic	18.8	25.6	42.1	234			Interpolated
X6B1B096	PXXXXX	TXXXXXXX	96.0	75	480V	Type 1	W3	Carbon Steel	Plastic	18.8	25.6	42.1	248			Interpolated
X6B1B124	PXXXXX	TXXXXXXX	124.0	100	480V	Type 1	W3	Carbon Steel	Plastic	18.8	25.6	42.1	263			Interpolated
X6B1D143	PXXXXX	TXXXXXXX	143.0	50	208V	Type 1	W4	Carbon Steel	Carbon Steel	20.5	33.7	53.1	386			Interpolated
X6B1D169	PXXXXX	TXXXXXXX	169.0	60	208V	Type 1	W4	Carbon Steel	Carbon Steel	20.5	33.7	53.1	386			Interpolated
X6B1A130	PXXXXX	TXXXXXXX	130.0	50	240V	Type 1	W4	Carbon Steel	Carbon Steel	20.5	33.7	53.1	386			Interpolated
X6B1A154	PXXXXX	TXXXXXXX	154.0	60	240V	Type 1	W4	Carbon Steel	Carbon Steel	20.5	33.7	53.1	386			Interpolated
H6B1B156	PMF	TWL	156.0	125	480V	Type 1	W4	Carbon Steel	Carbon Steel	20.5	33.7	53.1	386			UUT-21a,b
X6B1B156	PXXXXX	TXXXXXXX	156.0	125	480V	Type 1	W4	Carbon Steel	Carbon Steel	20.5	33.7	53.1	405			Interpolated
H6B1B156	PMF	TW	156.0	125	480V	Type 1	W4	Carbon Steel	Carbon Steel	18.5	33.0	53.0	405			UUT-35a,b

Notes:

1) These panel models are for use with any HV6/FP6/WM6 Open Type VFD of Table 3A.

2) X refers to H or F or W

3) See Figure 1 for details

Table 2D - H6/F6/Q6/W6 Configured Panels (Commercial HVAC and Industrial Drive Panels, IP20/NEMA Type 1 Enclosure)

Model Number Designation [1]			Output Current Rating	Nominal HP	Rated Input Voltage	Enclosure Rating	Cabinet Size	Cabinet Material	Drive Material	Max Cabinet Dimensions			Max Cabinet Weight [lbs]	Mounting Method	Manufacturer	UUT
Base Number [2]	Power Options [3]	Control Options [3]								Length [in]	Width [in]	Height [in]				
X6C1D002	PXXXXXX	TXXXXXXXXX	2.4	0.5	208V	Type 1	W0	Carbon Steel	Plastic	15.6	15.7	25.9	90	Rigid and Flexible Wall Mount	Yaskawa	Extrapolated
X6C1D003	PXXXXXX	TXXXXXXXXX	3.5	0.75	208V	Type 1	W0	Carbon Steel	Plastic	15.6	15.7	25.9	90			Extrapolated
X6C1D004	PXXXXXX	TXXXXXXXXX	4.6	1	208V	Type 1	W0	Carbon Steel	Plastic	15.6	15.7	25.9	90			Extrapolated
X6C1D007	PXXXXXX	TXXXXXXXXX	7.5	2	208V	Type 1	W0	Carbon Steel	Plastic	15.6	15.7	25.9	90			Extrapolated
X6C1D010	PXXXXXX	TXXXXXXXXX	10.6	3	208V	Type 1	W0	Carbon Steel	Plastic	15.6	15.7	25.9	91			Extrapolated
X6C1D016	PXXXXXX	TXXXXXXXXX	16.7	5	208V	Type 1	W0	Carbon Steel	Plastic	15.6	15.7	25.9	92			Extrapolated
X6C1A002	PXXXXXX	TXXXXXXXXX	2.2	0.5	240V	Type 1	W0	Carbon Steel	Plastic	15.6	15.7	25.9	90			Extrapolated
X6C1A003	PXXXXXX	TXXXXXXXXX	3.2	0.75	240V	Type 1	W0	Carbon Steel	Plastic	15.6	15.7	25.9	90			Extrapolated
X6C1A004	PXXXXXX	TXXXXXXXXX	4.2	1	240V	Type 1	W0	Carbon Steel	Plastic	15.6	15.7	25.9	91			Extrapolated
X6C1A006	PXXXXXX	TXXXXXXXXX	6.8	2	240V	Type 1	W0	Carbon Steel	Plastic	15.6	15.7	25.9	92			Extrapolated
X6C1A009	PXXXXXX	TXXXXXXXXX	9.6	3	240V	Type 1	W0	Carbon Steel	Plastic	15.6	15.7	25.9	91			Extrapolated
X6C1A015	PXXXXXX	TXXXXXXXXX	15.2	5	240V	Type 1	W0	Carbon Steel	Plastic	15.6	15.7	25.9	91			Extrapolated
X6C1B1P1	PXXXXXX	TXXXXXXXXX	1.1	0.5	480V	Type 1	W0	Carbon Steel	Plastic	15.6	15.7	25.9	90			Extrapolated
X6C1B001	PXXXXXX	TXXXXXXXXX	1.6	0.75	480V	Type 1	W0	Carbon Steel	Plastic	15.6	15.7	25.9	90			Extrapolated
X6C1B002	PXXXXXX	TXXXXXXXXX	2.1	1	480V	Type 1	W0	Carbon Steel	Plastic	15.6	15.7	25.9	91			Extrapolated
X6C1B003	PXXXXXX	TXXXXXXXXX	3.4	2	480V	Type 1	W0	Carbon Steel	Plastic	15.6	15.7	25.9	91			Extrapolated
X6C1B004	PXXXXXX	TXXXXXXXXX	4.8	3	480V	Type 1	W0	Carbon Steel	Plastic	15.6	15.7	25.9	90			Extrapolated
X6C1B007	PXXXXXX	TXXXXXXXXX	7.6	5	480V	Type 1	W0	Carbon Steel	Plastic	15.6	15.7	25.9	92			Extrapolated
X6C1B011	PXXXXXX	TXXXXXXXXX	11.0	7.5	480V	Type 1	W0	Carbon Steel	Plastic	15.6	15.7	25.9	94			Extrapolated
X6C1B014	PXXXXXX	TXXXXXXXXX	14.0	10	480V	Type 1	W0	Carbon Steel	Plastic	15.6	15.7	25.9	100			Extrapolated
H6C1B014	PRF	TWL	14.0	10	480V	Type 1	W0	Carbon Steel	Plastic	15.6	15.7	25.9	100			UUT-22a,b
X6C1D024	PXXXXXX	TXXXXXXXXX	24.2	7.5	208V	Type 1	W1	Carbon Steel	Plastic	17.6	18.7	33.9	124			Interpolated
X6C1D030	PXXXXXX	TXXXXXXXXX	30.8	10	208V	Type 1	W1	Carbon Steel	Plastic	17.6	18.7	33.9	133			Interpolated
X6C1A022	PXXXXXX	TXXXXXXXXX	22.0	7.5	240V	Type 1	W1	Carbon Steel	Plastic	17.6	18.7	33.9	124			Interpolated
X6C1A028	PXXXXXX	TXXXXXXXXX	28.0	10	240V	Type 1	W1	Carbon Steel	Plastic	17.6	18.7	33.9	128			Interpolated
X6C1B021	PXXXXXX	TXXXXXXXXX	21.0	15	480V	Type 1	W1	Carbon Steel	Plastic	17.6	18.7	33.9	131			Interpolated
X6C1B027	PXXXXXX	TXXXXXXXXX	27.0	20	480V	Type 1	W1	Carbon Steel	Plastic	17.6	18.7	33.9	133			Interpolated
X6C1B034	PXXXXXX	TXXXXXXXXX	34.0	25	480V	Type 1	W1	Carbon Steel	Plastic	17.6	18.7	33.9	139			Interpolated
X6C1D046	PXXXXXX	TXXXXXXXXX	46.2	15	208V	Type 1	W2	Carbon Steel	Plastic	18.5	20.7	37.1	166			Interpolated
X6C1D059	PXXXXXX	TXXXXXXXXX	59.4	20	208V	Type 1	W2	Carbon Steel	Plastic	18.5	20.7	37.1	170			Interpolated
X6C1A042	PXXXXXX	TXXXXXXXXX	42.0	15	240V	Type 1	W2	Carbon Steel	Plastic	18.5	20.7	37.1	161			Interpolated
X6C1A054	PXXXXXX	TXXXXXXXXX	54.0	20	240V	Type 1	W2	Carbon Steel	Plastic	18.5	20.7	37.1	169			Interpolated
X6C1B040	PXXXXXX	TXXXXXXXXX	40.0	30	480V	Type 1	W2	Carbon Steel	Plastic	18.5	20.7	37.1	163			Interpolated
X6C1B052	PXXXXXX	TXXXXXXXXX	52.0	40	480V	Type 1	W2	Carbon Steel	Plastic	18.5	20.7	37.1	176			Interpolated
X6C1B065	PXXXXXX	TXXXXXXXXX	65.0	50	480V	Type 1	W2	Carbon Steel	Plastic	18.5	20.7	37.1	184			Interpolated
X6C1D074	PXXXXXX	TXXXXXXXXX	74.8	25	208V	Type 1	W3	Carbon Steel	Plastic	18.8	25.6	42.1	221			Interpolated
X6C1D088	PXXXXXX	TXXXXXXXXX	88.0	30	208V	Type 1	W3	Carbon Steel	Plastic	18.8	25.6	42.1	229			Interpolated
X6C1D114	PXXXXXX	TXXXXXXXXX	114.0	40	208V	Type 1	W3	Carbon Steel	Plastic	18.8	25.6	42.1	241			Interpolated
X6C1A068	PXXXXXX	TXXXXXXXXX	68.0	25	240V	Type 1	W3	Carbon Steel	Plastic	18.8	25.6	42.1	220			Interpolated
X6C1A080	PXXXXXX	TXXXXXXXXX	80.0	30	240V	Type 1	W3	Carbon Steel	Plastic	18.8	25.6	42.1	225			Interpolated
X6C1A104	PXXXXXX	TXXXXXXXXX	104.0	40	240V	Type 1	W3	Carbon Steel	Plastic	18.8	25.6	42.1	236			Interpolated
X6C1B077	PXXXXXX	TXXXXXXXXX	77.0	60	480V	Type 1	W3	Carbon Steel	Plastic	18.8	25.6	42.1	237			Interpolated
X6C1B096	PXXXXXX	TXXXXXXXXX	96.0	75	480V	Type 1	W3	Carbon Steel	Plastic	18.8	25.6	42.1	245			Interpolated
X6C1B124	PXXXXXX	TXXXXXXXXX	124.0	100	480V	Type 1	W3	Carbon Steel	Plastic	18.8	25.6	42.1	264			Interpolated
X6C1D143	PXXXXXX	TXXXXXXXXX	143.0	50	208V	Type 1	W4	Carbon Steel	Carbon Steel	20.5	33.7	53.1	386			Interpolated
X6C1D169	PXXXXXX	TXXXXXXXXX	169.0	60	208V	Type 1	W4	Carbon Steel	Carbon Steel	20.5	33.7	53.1	386			Interpolated
X6C1D211	PXXXXXX	TXXXXXXXXX	211.0	75	208V	Type 1	W4	Carbon Steel	Carbon Steel	20.5	33.7	53.1	386			Interpolated
X6C1D273	PXXXXXX	TXXXXXXXXX	273.0	100	208V	Type 1	W4	Carbon Steel	Carbon Steel	20.5	33.7	53.1	386			Interpolated
X6C1A130	PXXXXXX	TXXXXXXXXX	130.0	50	240V	Type 1	W4	Carbon Steel	Carbon Steel	20.5	33.7	53.1	386			Interpolated
X6C1A154	PXXXXXX	TXXXXXXXXX	154.0	60	240V	Type 1	W4	Carbon Steel	Carbon Steel	20.5	33.7	53.1	386			Interpolated
X6C1A192	PXXXXXX	TXXXXXXXXX	192.0	75	240V	Type 1	W4	Carbon Steel	Carbon Steel	20.5	33.7	53.1	386			Interpolated
X6C1A248	PXXXXXX	TXXXXXXXXX	248.0	100	240V	Type 1	W4	Carbon Steel	Carbon Steel	20.5	33.7	53.1	386			Interpolated
X6C1B156	PXXXXXX	TXXXXXXXXX	156.0	125	480V	Type 1	W4	Carbon Steel	Carbon Steel	20.5	33.7	53.1	386			Interpolated
X6C1B180	PXXXXXX	TXXXXXXXXX	180.0	150	480V	Type 1	W4	Carbon Steel	Carbon Steel	20.5	33.7	53.1	386			Interpolated
H6C1B240	PFTZ	TWL	240.0	200	480V	Type 1	W4	Carbon Steel	Carbon Steel	20.5	33.7	53.1	386			UUT-23a,b
X6C1B240	PXXXXXX	TXXXXXXXXX	240.0	200	480V	Type 1	W4	Carbon Steel	Carbon Steel	12.3	32.9	51.1	440			Interpolated
H6C1B240	PFR	TW	240.0	200	480V	Type 1	W4	Carbon Steel	Carbon Steel	18.6	32.9	53.0	440			UUT-30a,b

Notes:
1) These panel models are for use with any HV6/FP6/WM6 Open Type VFD of Table 3A.
2) X refers to H or F or Q or W
3) See Figure 1 for details

Table 2E - H6/F6/W6 Bypass Panels (Commercial HVAC and Industrial Drive Panels, IP22/NEMA Type 3R Enclosure)

Model Number Designation [1]			Output Current Rating	Nominal HP	Rated Input Voltage	Enclosure Rating	Cabinet Size	Cabinet Material	Drive Material	Max Cabinet Dimensions			Max Cabinet Weight [lbs]	Mounting Method	Manufacturer	UUT
Base Number [2]	Power Options [3]	Control Options [3]								Length [in]	Width [in]	Height [in]				
X6B3D002	PXXXXX	TXXXXXXX	2.4	0.5	208	Type 3R	W1	Carbon Steel	Plastic	18.2	18.6	39.2	151	Rigid and Flexible Wall Mount	Yaskawa	Extrapolated
X6B3D003	PXXXXX	TXXXXXXX	3.5	0.75	208	Type 3R	W1	Carbon Steel	Plastic	18.2	18.6	39.2	151			Extrapolated
X6B3D004	PXXXXX	TXXXXXXX	4.6	1	208	Type 3R	W1	Carbon Steel	Plastic	18.2	18.6	39.2	151			Extrapolated
X6B3D007	PXXXXX	TXXXXXXX	7.5	2	208	Type 3R	W1	Carbon Steel	Plastic	18.2	18.6	39.2	151			Extrapolated
X6B3D010	PXXXXX	TXXXXXXX	10.6	3	208	Type 3R	W1	Carbon Steel	Plastic	18.2	18.6	39.2	151			Extrapolated
X6B3D016	PXXXXX	TXXXXXXX	16.7	5	208	Type 3R	W1	Carbon Steel	Plastic	18.2	18.6	39.2	151			Extrapolated
X6B3D024	PXXXXX	TXXXXXXX	24.2	7.5	208	Type 3R	W1	Carbon Steel	Plastic	18.2	18.6	39.2	155			Extrapolated
X6B3D030	PXXXXX	TXXXXXXX	30.8	10	208	Type 3R	W1	Carbon Steel	Plastic	18.2	18.6	39.2	157			Extrapolated
X6B3A002	PXXXXX	TXXXXXXX	2.2	0.5	240	Type 3R	W1	Carbon Steel	Plastic	18.2	18.6	39.2	151			Extrapolated
X6B3A003	PXXXXX	TXXXXXXX	3.2	0.75	240	Type 3R	W1	Carbon Steel	Plastic	18.2	18.6	39.2	151			Extrapolated
X6B3A004	PXXXXX	TXXXXXXX	4.2	1	240	Type 3R	W1	Carbon Steel	Plastic	18.2	18.6	39.2	151			Extrapolated
X6B3A006	PXXXXX	TXXXXXXX	6.8	2	240	Type 3R	W1	Carbon Steel	Plastic	18.2	18.6	39.2	151			Extrapolated
X6B3A009	PXXXXX	TXXXXXXX	9.6	3	240	Type 3R	W1	Carbon Steel	Plastic	18.2	18.6	39.2	151			Extrapolated
X6B3A015	PXXXXX	TXXXXXXX	15.2	5	240	Type 3R	W1	Carbon Steel	Plastic	18.2	18.6	39.2	151			Extrapolated
X6B3A022	PXXXXX	TXXXXXXX	22	7.5	240	Type 3R	W1	Carbon Steel	Plastic	18.2	18.6	39.2	155			Extrapolated
X6B3A028	PXXXXX	TXXXXXXX	28	10	240	Type 3R	W1	Carbon Steel	Plastic	18.2	18.6	39.2	157			Extrapolated
X6B3B1P1	PXXXXX	TXXXXXXX	1.1	0.5	480	Type 3R	W1	Carbon Steel	Plastic	18.2	18.6	39.2	152			Extrapolated
X6B3B001	PXXXXX	TXXXXXXX	1.6	0.75	480	Type 3R	W1	Carbon Steel	Plastic	18.2	18.6	39.2	152			Extrapolated
X6B3B002	PXXXXX	TXXXXXXX	2.1	1	480	Type 3R	W1	Carbon Steel	Plastic	18.2	18.6	39.2	152			Extrapolated
X6B3B003	PXXXXX	TXXXXXXX	3.4	2	480	Type 3R	W1	Carbon Steel	Plastic	18.2	18.6	39.2	152			Extrapolated
X6B3B004	PXXXXX	TXXXXXXX	4.8	3	480	Type 3R	W1	Carbon Steel	Plastic	18.2	18.6	39.2	152			Extrapolated
X6B3B007	PXXXXX	TXXXXXXX	7.6	5	480	Type 3R	W1	Carbon Steel	Plastic	18.2	18.6	39.2	153			Extrapolated
X6B3B011	PXXXXX	TXXXXXXX	11	7.5	480	Type 3R	W1	Carbon Steel	Plastic	18.2	18.6	39.2	152			Extrapolated
X6B3B014	PXXXXX	TXXXXXXX	14	10	480	Type 3R	W1	Carbon Steel	Plastic	18.2	18.6	39.2	152			Extrapolated
X6B3B021	PXXXXX	TXXXXXXX	21	15	480	Type 3R	W1	Carbon Steel	Plastic	18.2	18.6	39.2	155			Extrapolated
X6B3B027	PXXXXX	TXXXXXXX	27	20	480	Type 3R	W1	Carbon Steel	Plastic	18.2	18.6	39.2	158			Extrapolated
X6B3B034	PXXXXX	TXXXXXXX	34	25	480	Type 3R	W1	Carbon Steel	Plastic	18.2	18.6	39.2	158			Extrapolated
H6B3B034	PEBF34TK	TWL	34	25	480	Type 3R	W1	Carbon Steel	Plastic	18.2	18.6	39.2	158			UUT-24a,b
X6B3D046	PXXXXX	TXXXXXXX	46.2	15	208	Type 3R	W2	Carbon Steel	Plastic	20.2	20.6	44.2	176			Interpolated
X6B3D059	PXXXXX	TXXXXXXX	59.4	20	208	Type 3R	W2	Carbon Steel	Plastic	20.2	20.6	44.2	182			Interpolated
X6B3A042	PXXXXX	TXXXXXXX	42	15	240	Type 3R	W2	Carbon Steel	Plastic	20.2	20.6	44.2	176			Interpolated
X6B3A054	PXXXXX	TXXXXXXX	54	20	240	Type 3R	W2	Carbon Steel	Plastic	20.2	20.6	44.2	182			Interpolated
X6B3B040	PXXXXX	TXXXXXXX	40	30	480	Type 3R	W2	Carbon Steel	Plastic	20.2	20.6	44.2	178			Interpolated
X6B3B052	PXXXXX	TXXXXXXX	52	40	480	Type 3R	W2	Carbon Steel	Plastic	20.2	20.6	44.2	186			Interpolated
X6B3B065	PXXXXX	TXXXXXXX	65	50	480	Type 3R	W2	Carbon Steel	Plastic	20.2	20.6	44.2	200			Interpolated
X6B3D074	PXXXXX	TXXXXXXX	74.8	25	208	Type 3R	W3	Carbon Steel	Plastic	22.2	26.6	49.2	285			Interpolated
X6B3D088	PXXXXX	TXXXXXXX	88	30	208	Type 3R	W3	Carbon Steel	Plastic	22.2	26.6	49.2	289			Interpolated
X6B3D114	PXXXXX	TXXXXXXX	114	40	208	Type 3R	W3	Carbon Steel	Plastic	22.2	26.6	49.2	301			Interpolated
X6B3A068	PXXXXX	TXXXXXXX	68	25	240	Type 3R	W3	Carbon Steel	Plastic	22.2	26.6	49.2	284			Interpolated
X6B3A080	PXXXXX	TXXXXXXX	80	30	240	Type 3R	W3	Carbon Steel	Plastic	22.2	26.6	49.2	285			Interpolated
X6B3A104	PXXXXX	TXXXXXXX	104	40	240	Type 3R	W3	Carbon Steel	Plastic	22.2	26.6	49.2	304			Interpolated
X6B3B077	PXXXXX	TXXXXXXX	77	60	480	Type 3R	W3	Carbon Steel	Plastic	22.2	26.6	49.2	290			Interpolated
X6B3B096	PXXXXX	TXXXXXXX	96	75	480	Type 3R	W3	Carbon Steel	Plastic	22.2	26.6	49.2	307			Interpolated
X6B3B124	PXXXXX	TXXXXXXX	124	100	480	Type 3R	W3	Carbon Steel	Plastic	22.2	26.6	49.2	319			Interpolated
X6B3D143	PXXXXX	TXXXXXXX	143	50	208	Type 3R	W4	Carbon Steel	Carbon Steel	25.2	38.6	61.2	550			Interpolated
X6B3D169	PXXXXX	TXXXXXXX	169	60	208	Type 3R	W4	Carbon Steel	Carbon Steel	25.2	38.6	61.2	550			Interpolated
H6B3D169	PCBF3TKM	TWL	169	60	208	Type 3R	W4	Carbon Steel	Carbon Steel	25.2	38.6	61.2	550			UUT-25a,b
X6B3A130	PXXXXX	TXXXXXXX	130	50	240	Type 3R	W4	Carbon Steel	Carbon Steel	25.2	38.6	61.2	546			Interpolated
X6B3A154	PXXXXX	TXXXXXXX	154	60	240	Type 3R	W4	Carbon Steel	Carbon Steel	25.2	38.6	61.2	550			Interpolated
X6B3B124	PXXXXX	TXXXXXXX	124	100	480	Type 3R	W4	Carbon Steel	Carbon Steel	25.2	38.6	61.2	550			Interpolated
X6B3B156	PXXXXX	TXXXXXXX	156	125	480	Type 3R	W4	Carbon Steel	Carbon Steel	25.2	38.6	61.2	550			Interpolated

Notes:

1) These panel models are for use with any HV6/FP6/WM6 Open Type VFD of Table 3A.

2) X refers to H or F or W

3) See Figure 1 for details

Table 2F - H6/F6/Q6/W6 Configured Panels (Commercial HVAC and Industrial Drive Panels, IP22/NEMA Type 3R Enclosure)

Model Number Designation [1]			Output Current Rating	Nominal HP	Rated Input Voltage	Enclosure Rating	Cabinet Size	Cabinet Material	Drive Material	Max Cabinet Dimensions			Max Cabinet Weight [lbs]	Mounting Method	Manufacturer	UUT
Base Number [2]	Power Options [3]	Control Options [3]								Length [in]	Width [in]	Height [in]				
X6C3D002	PXXXXXX	TXXXXXXXXX	2.4	0.5	208	Type 3R	W1	Carbon Steel	Plastic	18.2	18.6	39.2	150	Rigid and Flexible Wall Mount	Yaskawa	Extrapolated
X6C3D003	PXXXXXX	TXXXXXXXXX	3.5	0.75	208	Type 3R	W1	Carbon Steel	Plastic	18.2	18.6	39.2	150			Extrapolated
X6C3D004	PXXXXXX	TXXXXXXXXX	4.6	1	208	Type 3R	W1	Carbon Steel	Plastic	18.2	18.6	39.2	150			Extrapolated
X6C3D007	PXXXXXX	TXXXXXXXXX	7.5	2	208	Type 3R	W1	Carbon Steel	Plastic	18.2	18.6	39.2	150			Extrapolated
X6C3D010	PXXXXXX	TXXXXXXXXX	10.6	3	208	Type 3R	W1	Carbon Steel	Plastic	18.2	18.6	39.2	151			Extrapolated
X6C3D016	PXXXXXX	TXXXXXXXXX	16.7	5	208	Type 3R	W1	Carbon Steel	Plastic	18.2	18.6	39.2	152			Extrapolated
X6C3D024	PXXXXXX	TXXXXXXXXX	24.2	7.5	208	Type 3R	W1	Carbon Steel	Plastic	18.2	18.6	39.2	157			Extrapolated
X6C3D030	PXXXXXX	TXXXXXXXXX	30.8	10	208	Type 3R	W1	Carbon Steel	Plastic	18.2	18.6	39.2	164			Extrapolated
X6C3A002	PXXXXXX	TXXXXXXXXX	2.2	0.5	240	Type 3R	W1	Carbon Steel	Plastic	18.2	18.6	39.2	150			Extrapolated
X6C3A003	PXXXXXX	TXXXXXXXXX	3.2	0.75	240	Type 3R	W1	Carbon Steel	Plastic	18.2	18.6	39.2	150			Extrapolated
X6C3A004	PXXXXXX	TXXXXXXXXX	4.2	1	240	Type 3R	W1	Carbon Steel	Plastic	18.2	18.6	39.2	151			Extrapolated
X6C3A006	PXXXXXX	TXXXXXXXXX	6.8	2	240	Type 3R	W1	Carbon Steel	Plastic	18.2	18.6	39.2	152			Extrapolated
X6C3A009	PXXXXXX	TXXXXXXXXX	9.6	3	240	Type 3R	W1	Carbon Steel	Plastic	18.2	18.6	39.2	151			Extrapolated
X6C3A015	PXXXXXX	TXXXXXXXXX	15.2	5	240	Type 3R	W1	Carbon Steel	Plastic	18.2	18.6	39.2	151			Extrapolated
X6C3A022	PXXXXXX	TXXXXXXXXX	22.0	7.5	240	Type 3R	W1	Carbon Steel	Plastic	18.2	18.6	39.2	156			Extrapolated
X6C3A028	PXXXXXX	TXXXXXXXXX	28.0	10	240	Type 3R	W1	Carbon Steel	Plastic	18.2	18.6	39.2	159			Extrapolated
X6C3B1P1	PXXXXXX	TXXXXXXXXX	1.1	0.5	480	Type 3R	W1	Carbon Steel	Plastic	18.2	18.6	39.2	151			Extrapolated
X6C3B001	PXXXXXX	TXXXXXXXXX	1.6	0.75	480	Type 3R	W1	Carbon Steel	Plastic	18.2	18.6	39.2	151			Extrapolated
X6C3B002	PXXXXXX	TXXXXXXXXX	2.1	1	480	Type 3R	W1	Carbon Steel	Plastic	18.2	18.6	39.2	152			Extrapolated
X6C3B003	PXXXXXX	TXXXXXXXXX	3.4	2	480	Type 3R	W1	Carbon Steel	Plastic	18.2	18.6	39.2	152			Extrapolated
X6C3B004	PXXXXXX	TXXXXXXXXX	4.8	3	480	Type 3R	W1	Carbon Steel	Plastic	18.2	18.6	39.2	151			Extrapolated
X6C3B007	PXXXXXX	TXXXXXXXXX	7.6	5	480	Type 3R	W1	Carbon Steel	Plastic	18.2	18.6	39.2	156			Extrapolated
X6C3B011	PXXXXXX	TXXXXXXXXX	11.0	7.5	480	Type 3R	W1	Carbon Steel	Plastic	18.2	18.6	39.2	153			Extrapolated
X6C3B014	PXXXXXX	TXXXXXXXXX	14.0	10	480	Type 3R	W1	Carbon Steel	Plastic	18.2	18.6	39.2	158			Extrapolated
X6C3B021	PXXXXXX	TXXXXXXXXX	21.0	15	480	Type 3R	W1	Carbon Steel	Plastic	18.2	18.6	39.2	158			Extrapolated
X6C3B027	PXXXXXX	TXXXXXXXXX	27.0	20	480	Type 3R	W1	Carbon Steel	Plastic	18.2	18.6	39.2	158			Extrapolated
X6C3B034	PXXXXXX	TXXXXXXXXX	34.0	25	480	Type 3R	W1	Carbon Steel	Plastic	18.2	18.6	39.2	158			Extrapolated
H6C3B034	PEFR38TK	TWL	34.0	25	480	Type 3R	W1	Carbon Steel	Plastic	18.2	18.6	39.2	158			UUT-26a,b
X6C3D046	PXXXXXX	TXXXXXXXXX	46.2	15	208	Type 3R	W2	Carbon Steel	Plastic	20.2	20.6	44.2	189			Interpolated
X6C3D059	PXXXXXX	TXXXXXXXXX	59.4	20	208	Type 3R	W2	Carbon Steel	Plastic	20.2	20.6	44.2	194			Interpolated
X6C3A042	PXXXXXX	TXXXXXXXXX	42.0	15	240	Type 3R	W2	Carbon Steel	Plastic	20.2	20.6	44.2	184			Interpolated
X6C3A054	PXXXXXX	TXXXXXXXXX	54.0	20	240	Type 3R	W2	Carbon Steel	Plastic	20.2	20.6	44.2	193			Interpolated
X6C3B040	PXXXXXX	TXXXXXXXXX	40.0	30	480	Type 3R	W2	Carbon Steel	Plastic	20.2	20.6	44.2	185			Interpolated
X6C3B052	PXXXXXX	TXXXXXXXXX	52.0	40	480	Type 3R	W2	Carbon Steel	Plastic	20.2	20.6	44.2	198			Interpolated
X6C3B065	PXXXXXX	TXXXXXXXXX	65.0	50	480	Type 3R	W2	Carbon Steel	Plastic	20.2	20.6	44.2	205			Interpolated
X6C3D074	PXXXXXX	TXXXXXXXXX	74.8	25	208	Type 3R	W3	Carbon Steel	Plastic	22.2	26.6	49.2	287			Interpolated
X6C3D088	PXXXXXX	TXXXXXXXXX	88.0	30	208	Type 3R	W3	Carbon Steel	Plastic	22.2	26.6	49.2	293			Interpolated
X6C3D114	PXXXXXX	TXXXXXXXXX	114.0	40	208	Type 3R	W3	Carbon Steel	Plastic	22.2	26.6	49.2	305			Interpolated
X6C3A068	PXXXXXX	TXXXXXXXXX	68.0	25	240	Type 3R	W3	Carbon Steel	Plastic	22.2	26.6	49.2	285			Interpolated
X6C3A080	PXXXXXX	TXXXXXXXXX	80.0	30	240	Type 3R	W3	Carbon Steel	Plastic	22.2	26.6	49.2	287			Interpolated
X6C3A104	PXXXXXX	TXXXXXXXXX	104.0	40	240	Type 3R	W3	Carbon Steel	Plastic	22.2	26.6	49.2	301			Interpolated
X6C3B077	PXXXXXX	TXXXXXXXXX	77.0	60	480	Type 3R	W3	Carbon Steel	Plastic	22.2	26.6	49.2	300			Interpolated
X6C3B096	PXXXXXX	TXXXXXXXXX	96.0	75	480	Type 3R	W3	Carbon Steel	Plastic	22.2	26.6	49.2	308			Interpolated
X6C3B124	PXXXXXX	TXXXXXXXXX	124.0	100	480	Type 3R	W3	Carbon Steel	Plastic	22.2	26.6	49.2	335			Interpolated
X6C3D143	PXXXXXX	TXXXXXXXXX	143.0	50	208	Type 3R	W4	Carbon Steel	Carbon Steel	25.2	38.6	61.2	520			Interpolated
X6C3D169	PXXXXXX	TXXXXXXXXX	169.0	60	208	Type 3R	W4	Carbon Steel	Carbon Steel	25.2	38.6	61.2	520			Interpolated
H6C3D169	PCFR38TK	TWL	169.0	60	208	Type 3R	W4	Carbon Steel	Carbon Steel	25.2	38.6	61.2	520			UUT-27a,b
X6C3A130	PXXXXXX	TXXXXXXXXX	130.0	50	240	Type 3R	W4	Carbon Steel	Carbon Steel	25.2	38.6	61.2	520			Interpolated
X6C3A154	PXXXXXX	TXXXXXXXXX	154.0	60	240	Type 3R	W4	Carbon Steel	Carbon Steel	25.2	38.6	61.2	520			Interpolated
X6C3B156	PXXXXXX	TXXXXXXXXX	156.0	125	480	Type 3R	W4	Carbon Steel	Carbon Steel	25.2	38.6	61.2	520			Interpolated

Notes:

1) These panel models are for use with any HV6/FP6/WM6 Open Type VFD of Table 3A.

2) X refers to H or F or Q or W

3) See Figure 1 for details

Table 2G - H6/F6/W6 Narrow Bypass Panels (Commercial HVAC and Industrial Drive Panels, IP55/NEMA Type 12 Enclosure)

Model Number Designation [1]			Output Current Rating	Nominal HP	Rated Input Voltage	Enclosure Rating	Cabinet Size	Cabinet Material	Drive Material	Max Cabinet Dimensions [4]			Max Cabinet Weight [lbs]	Mounting Method	Manufacturer	UUT
Base Number [2]	Power Options [3]	Control Options [3]								Length [in]	Width [in]	Height [in]				
X6BND002	PXX	TXXX	2.4	0.5	208	Type 12	W1	Carbon Steel	Plastic	12.2	7.7	46.2	62	Rigid and Flexible Wall Mount	Yaskawa	Extrapolated
X6BND003	PXX	TXXX	3.5	0.75	208	Type 12	W1	Carbon Steel	Plastic	12.2	7.7	46.2	62			Extrapolated
X6BND004	PXX	TXXX	4.6	1	208	Type 12	W1	Carbon Steel	Plastic	12.2	7.7	46.2	62			Extrapolated
X6BND006	PXX	TXXX	6.6	1.5	208	Type 12	W1	Carbon Steel	Plastic	12.2	7.7	46.2	62			Extrapolated
X6BND007	PXX	TXXX	7.5	2	208	Type 12	W1	Carbon Steel	Plastic	12.2	7.7	46.2	62			Extrapolated
X6BND010	PXX	TXXX	10.6	3	208	Type 12	W1	Carbon Steel	Plastic	12.2	7.7	46.2	62			Extrapolated
X6BND016	PXX	TXXX	16.7	5	208	Type 12	W1	Carbon Steel	Plastic	12.2	7.7	46.2	62			Extrapolated
X6BNA002	PXX	TXXX	2.2	0.5	240	Type 12	W1	Carbon Steel	Plastic	12.2	7.7	46.2	62			Extrapolated
X6BNA003	PXX	TXXX	3.2	0.75	240	Type 12	W1	Carbon Steel	Plastic	12.2	7.7	46.2	62			Extrapolated
X6BNA004	PXX	TXXX	4.2	1	240	Type 12	W1	Carbon Steel	Plastic	12.2	7.7	46.2	62			Extrapolated
X6BNA006	PXX	TXXX	6.8	2	240	Type 12	W1	Carbon Steel	Plastic	12.2	7.7	46.2	62			Extrapolated
X6BNA009	PXX	TXXX	9.6	3	240	Type 12	W1	Carbon Steel	Plastic	12.2	7.7	46.2	62			Extrapolated
X6BNA015	PXX	TXXX	15.2	5	240	Type 12	W1	Carbon Steel	Plastic	12.2	7.7	46.2	62			Extrapolated
X6BNB001	PXX	TXXX	1.6	0.75	480	Type 12	W1	Carbon Steel	Plastic	12.2	7.7	46.2	62			Extrapolated
X6BNB002	PXX	TXXX	2.1	1	480	Type 12	W1	Carbon Steel	Plastic	12.2	7.7	46.2	62			Extrapolated
X6BNB003	PXX	TXXX	3.4	2	480	Type 12	W1	Carbon Steel	Plastic	12.2	7.7	46.2	62			Extrapolated
X6BNB004	PXX	TXXX	4.8	3	480	Type 12	W1	Carbon Steel	Plastic	12.2	7.7	46.2	62			Extrapolated
X6BNB007	PXX	TXXX	7.6	5	480	Type 12	W1	Carbon Steel	Plastic	12.2	7.7	46.2	62			Extrapolated
X6BNB011	PXX	TXXX	11.0	7.5	480	Type 12	W1	Carbon Steel	Plastic	12.2	7.7	46.2	62			Extrapolated
X6BNB014	PXX	TXXX	14.0	10	480	Type 12	W1	Carbon Steel	Plastic	12.2	7.7	46.2	62			Extrapolated
H6BNB014	PMB	TW	14.0	10	480	Type 12	W1	Carbon Steel	Plastic	12.1	6.3	46.1	62			UUT-31a,b
X6BND024	PXX	TXXX	24.2	7.5	208	Type 12	W2	Carbon Steel	Plastic	12.2	7.7	49.7	79			Interpolated
X6BND030	PXX	TXXX	30.8	10	208	Type 12	W2	Carbon Steel	Plastic	12.2	7.7	49.7	83			Interpolated
X6BNA022	PXX	TXXX	22.0	7.5	240	Type 12	W2	Carbon Steel	Plastic	12.2	7.7	49.7	79			Interpolated
X6BNA028	PXX	TXXX	28.0	10	240	Type 12	W2	Carbon Steel	Plastic	12.2	7.7	49.7	83			Interpolated
X6BNB021	PXX	TXXX	21.0	15	480	Type 12	W2	Carbon Steel	Plastic	12.2	7.7	49.7	82			Interpolated
X6BNB027	PXX	TXXX	27.0	20	480	Type 12	W2	Carbon Steel	Plastic	12.2	7.7	49.7	84			Interpolated
X6BND046	PXX	TXXX	46.2	15	208	Type 12	W3	Carbon Steel	Plastic	12.2	10.9	52.6	103			Interpolated
X6BND059	PXX	TXXX	59.4	20	208	Type 12	W3	Carbon Steel	Plastic	12.2	10.9	52.6	103			Interpolated
X6BNA042	PXX	TXXX	42.0	15	240	Type 12	W3	Carbon Steel	Plastic	12.2	10.9	52.6	103			Interpolated
X6BNA054	PXX	TXXX	54.0	20	240	Type 12	W3	Carbon Steel	Plastic	12.2	10.9	52.6	103			Interpolated
X6BNB034	PXX	TXXX	34.0	25	480	Type 12	W3	Carbon Steel	Plastic	12.2	10.9	52.6	103			Interpolated
X6BNB040	PXX	TXXX	40.0	30	480	Type 12	W3	Carbon Steel	Plastic	12.2	10.9	52.6	103			Interpolated
X6BNB052	PXX	TXXX	52.0	40	480	Type 12	W3	Carbon Steel	Plastic	12.2	10.9	52.6	103			Interpolated
H6BNB052	PMB	TW	52.0	40	480	Type 12	W3	Carbon Steel	Plastic	12.3	9.5	52.6	103			UUT-32a,b

Notes:

1) These panel models are for use with any HV6/FP6/WM6 Type 12 Enclosed VFD of Table 7
2) X refers to H or F or W
3) See Figure 1 for details
4) UUT dimensions do not include protruding handles/switches

Table 2H - H6/F6/Q6/W6 Narrow Configured Panels (Commercial HVAC and Industrial Drive Panels, IP55/NEMA Type 12 Enclosure)

Model Number Designation [1]			Output Current Rating	Nominal HP	Rated Input Voltage	Enclosure Rating	Cabinet Size	Cabinet Material	Drive Material	Max Cabinet Dimensions [4]			Max Cabinet Weight [lbs]	Mounting Method	Manufacturer	UUT
Base Number [2]	Power Options [3]	Control Options [3]								Length [in]	Width [in]	Height [in]				
X6CND002	PX	TXXX	2.4	0.5	208	Type 12	W1	Carbon Steel	Plastic	12.1	7.5	33.0	42	Rigid and Flexible Wall Mount	Yaskawa	Extrapolated
X6CND003	PX	TXXX	3.5	0.75	208	Type 12	W1	Carbon Steel	Plastic	12.1	7.5	33.0	42			Extrapolated
X6CND004	PX	TXXX	4.6	1	208	Type 12	W1	Carbon Steel	Plastic	12.1	7.5	33.0	42			Extrapolated
X6CND006	PX	TXXX	6.6	1.5	208	Type 12	W1	Carbon Steel	Plastic	12.1	7.5	33.0	42			Extrapolated
X6CND007	PX	TXXX	7.5	2	208	Type 12	W1	Carbon Steel	Plastic	12.1	7.5	33.0	42			Extrapolated
X6CND010	PX	TXXX	10.6	3	208	Type 12	W1	Carbon Steel	Plastic	12.1	7.5	33.0	42			Extrapolated
X6CND016	PX	TXXX	16.7	5	208	Type 12	W1	Carbon Steel	Plastic	12.1	7.5	33.0	42			Extrapolated
X6CNA002	PX	TXXX	2.2	0.5	240	Type 12	W1	Carbon Steel	Plastic	12.1	7.5	33.0	42			Extrapolated
X6CNA003	PX	TXXX	3.2	0.75	240	Type 12	W1	Carbon Steel	Plastic	12.1	7.5	33.0	42			Extrapolated
X6CNA004	PX	TXXX	4.2	1	240	Type 12	W1	Carbon Steel	Plastic	12.1	7.5	33.0	42			Extrapolated
X6CNA006	PX	TXXX	6.8	2	240	Type 12	W1	Carbon Steel	Plastic	12.1	7.5	33.0	42			Extrapolated
X6CNA009	PX	TXXX	9.6	3	240	Type 12	W1	Carbon Steel	Plastic	12.1	7.5	33.0	42			Extrapolated
X6CNA015	PX	TXXX	15.2	5	240	Type 12	W1	Carbon Steel	Plastic	12.1	7.5	33.0	42			Extrapolated
X6CNB001	PX	TXXX	1.6	0.75	480	Type 12	W1	Carbon Steel	Plastic	12.1	7.5	33.0	42			Extrapolated
X6CNB002	PX	TXXX	2.1	1	480	Type 12	W1	Carbon Steel	Plastic	12.1	7.5	33.0	42			Extrapolated
X6CNB003	PX	TXXX	3.4	2	480	Type 12	W1	Carbon Steel	Plastic	12.1	7.5	33.0	42			Extrapolated
X6CNB004	PX	TXXX	4.8	3	480	Type 12	W1	Carbon Steel	Plastic	12.1	7.5	33.0	42			Extrapolated
X6CNB007	PX	TXXX	7.6	5	480	Type 12	W1	Carbon Steel	Plastic	12.1	7.5	33.0	42			Extrapolated
X6CNB011	PX	TXXX	11.0	7.5	480	Type 12	W1	Carbon Steel	Plastic	12.1	7.5	33.0	42			Extrapolated
X6CNB014	PM	TXXX	14.0	10	480	Type 12	W1	Carbon Steel	Plastic	12.1	7.5	33.0	42			Extrapolated
H6CNB014	PM	TW	14.0	10	480	Type 12	W1	Carbon Steel	Plastic	12.0	6.0	33.0	42			UUT-33a,b
X6CND024	PX	TXXX	24.2	7.5	208	Type 12	W2	Carbon Steel	Plastic	12.1	7.5	36.7	56			Interpolated
X6CND030	PX	TXXX	30.8	10	208	Type 12	W2	Carbon Steel	Plastic	12.1	7.5	36.7	59			Interpolated
X6CNA022	PX	TXXX	22.0	7.5	240	Type 12	W2	Carbon Steel	Plastic	12.1	7.5	36.7	56			Interpolated
X6CNA028	PX	TXXX	28.0	10	240	Type 12	W2	Carbon Steel	Plastic	12.1	7.5	36.7	59			Interpolated
X6CNB021	PX	TXXX	21.0	15	480	Type 12	W2	Carbon Steel	Plastic	12.1	7.5	36.7	58			Interpolated
X6CNB027	PX	TXXX	27.0	20	480	Type 12	W2	Carbon Steel	Plastic	12.1	7.5	36.7	60			Interpolated
X6CNB034	PX	TXXX	34.0	25	480	Type 12	W2	Carbon Steel	Plastic	12.1	7.5	36.7	63			Interpolated
X6CND046	PX	TXXX	46.2	15	208	Type 12	W3	Carbon Steel	Plastic	12.1	9.6	42.0	74			Interpolated
X6CND059	PX	TXXX	59.4	20	208	Type 12	W3	Carbon Steel	Plastic	12.1	9.6	42.0	74			Interpolated
X6CNA042	PX	TXXX	42.0	15	240	Type 12	W3	Carbon Steel	Plastic	12.1	9.6	42.0	74			Interpolated
X6CNA054	PX	TXXX	54.0	20	240	Type 12	W3	Carbon Steel	Plastic	12.1	9.6	42.0	74			Interpolated
X6CNB040	PX	TXXX	40.0	30	480	Type 12	W3	Carbon Steel	Plastic	12.1	9.6	42.0	74			Interpolated
X6CNB052	PX	TXXX	52.0	40	480	Type 12	W3	Carbon Steel	Plastic	12.1	9.6	42.0	74			Interpolated
H6CNB052	PM	TW	52.0	40	480	Type 12	W3	Carbon Steel	Plastic	12.3	8.3	42.3	74			UUT-34a,b

Notes:

1) These panel models are for use with any HV6/FP6/WM6 Type 12 Enclosed VFD of Table 7

2) X refers to H or F or Q or W

3) See Figure 1 for details

4) UUT dimensions do not include protruding handles/switches

Table 3 - HV6/FP6/WM6 VFDs (Commercial HVAC and Industrial AC Drives, IP20/00, Open Type Enclosure)

Catalog Code (C/C) [1, 2, 3, 4]	Output Current Rating	Nominal HP	Rated Input Voltage	Enclosure Rating	Standard Drive Frame Size	Enclosure Material	Maximum Cabinet Dimensions			Max. Cabinet Weight [lbs]	Mounting Method	Manfufacturer	UUT
							Width [in]	Height [in]	Depth [in]				
XX6ZU2011YBY	10.6	3.0	240V	IP20, Open	1	Plastic	4.9	14.1	8.6	14.3	Rigid and Flexible Wall Mount	Yaskawa	Extrapolated
XX6ZU2017YBY	16.7	5.0	240V	IP20, Open	1	Plastic	4.9	14.1	8.6	14.3			Extrapolated
XX6ZU4005YBY	4.8	3.0	480V	IP20, Open	1	Plastic	4.9	14.1	8.6	15.4			Extrapolated
XX6ZU4011YBY	11	7.5	480V	IP20, Open	1	Plastic	4.9	14.1	8.6	15.4			Extrapolated
XX6ZU4014YBY	14.8	10	480V	IP20, Open	1	Plastic	4.9	14.1	8.6	15.4			Extrapolated
XX6ZU4008YBY	7.6	5.0	480V	IP20, Open	1	Plastic	4.9	14.1	8.6	16.5			Extrapolated
XX6ZU2024YBY	24.2	7.5	240V	IP20, Open	2	Plastic	4.9	17.6	9.2	18.7			Extrapolated
XX6ZU2031YBY	30.8	10	240V	IP20, Open	2	Plastic	4.9	17.6	9.2	20			Extrapolated
XX6ZU4021YBY	21	15	480V	IP20, Open	2	Plastic	4.9	17.6	9.2	20			Extrapolated
XX6ZU4027YBY	27	20	480V	IP20, Open	2	Plastic	4.9	17.6	9.2	22			Extrapolated
XX6ZU4034YBY	34	25	480V	IP20, Open	2	Plastic	4.9	17.6	9.2	24			Extrapolated
XX6ZU2046YBY	46.2	15	240V	IP20, Open	3	Plastic	7.9	20.1	9.3	33			Extrapolated
XX6ZU2059YBY	59.4	20	240V	IP20, Open	3	Plastic	7.9	20.1	9.3	35			Extrapolated
XX6ZU4040YBY	40	30	480V	IP20, Open	3	Plastic	7.9	20.1	9.3	35			Extrapolated
XX6ZU4052YBY	52	40	480V	IP20, Open	3	Plastic	7.9	20.1	9.3	40			Extrapolated
XX6ZU4065YBY	65	50	480V	IP20, Open	3	Plastic	7.9	20.1	9.3	44			Extrapolated
XX6ZU2075YBY	74.8	25	240V	IP00, Open	4	Plastic	10.0	21.3	10.4	52			Similar to UUT-1a,b
XX6ZU2088YBY	88	30	240V	IP00, Open	4	Plastic	10.0	21.3	10.4	52			Interpolated
XX6ZU2114YBY	114	40	240V	IP00, Open	4	Plastic	10.0	21.3	10.4	62			Interpolated
XX6ZU4077YBY	77	60	480V	IP00, Open	4	Plastic	10.0	21.3	10.4	62			Interpolated
XX6ZU4096YBY	96	75	480V	IP00, Open	4	Plastic	10.0	21.3	10.4	66			Interpolated
XX6ZU4124YBY	124	100	480V	IP00, Open	4	Plastic	10.0	21.3	10.4	68			Similar to UUT-2a,b
XX6ZU2143YBY	143	50	240V	IP00, Open	6	Carbon Steel	12.3	30.5	15.7	161			Extrapolated
XX6ZU2169YBY	169	60	240V	IP00, Open	6	Carbon Steel	12.3	30.5	15.7	161			Extrapolated
XX6ZU4156YBY	156	125	480V	IP00, Open	6	Carbon Steel	12.3	30.5	15.7	161			Similar to UUT-3a,b
XX6ZU2211YBY	211	75	240V	IP20, Open	9	Carbon Steel	12.3	27.6	16.5	172			Interpolated
XX6ZU2273YBY	273	100	240V	IP20, Open	9	Carbon Steel	12.3	27.6	16.5	180			Interpolated
XX6ZU4180YBY	180	150	480V	IP20, Open	9	Carbon Steel	12.3	27.6	16.5	174			Interpolated
XX6ZU4240YBY	240	200	480V	IP20, Open	9	Carbon Steel	12.3	27.6	16.5	180			Interpolated
XX6ZU2343YBY	343	125	240V	IP20, Open	10	Carbon Steel	17.3	31.5	18.6	275			Interpolated
XX6ZU2396YBY	396	150	240V	IP20, Open	10	Carbon Steel	17.3	31.5	18.6	275			Interpolated
XX6ZU4302YBY	302	250	480V	IP20, Open	10	Carbon Steel	17.3	31.5	18.6	275			Interpolated
XX6ZU4361YBY	361	300	480V	IP20, Open	10	Carbon Steel	17.3	31.5	18.6	288			Interpolated
XX6ZU4414YBY	414	350	480V	IP20, Open	10	Carbon Steel	17.3	31.5	18.6	299			Interpolated
XX6ZU4477YBY	477	400	480V	IP20, Open	11	Carbon Steel	20.1	44.7	18.9	480			Interpolated
XX6ZU4480YBY	480	400	480V	IP20, Open	11	Carbon Steel	20.1	44.7	18.9	480			Interpolated
XX6ZU4515YBY	515	450	480V	IP20, Open	11	Carbon Steel	20.1	44.7	18.9	480			Interpolated
XX6ZU4590YBY	590	600	480V	IP20, Open	11	Carbon Steel	20.1	44.7	18.9	480			Interpolated
XX6ZU4720YBY	720	600	480V	IP20, Open	11	Carbon Steel	20.1	44.7	18.9	493			Similar to UUT-4a,b

Notes:

1) XX refers to HV or FP or WM
2) Models listed in this table are depopulated versions of the units listed in Table 5
3) These models are stand alone drives
4) Refer to Figure 2 for details regarding Y and Z

Table 3A - HV6/FP6/WM6 VFDs (Commercial HVAC and Industrial AC Configured and Bypass Drives, IP20/00, Open Type Enclosure)

Catalog Code (C/C) [1, 2, 3, 4]	Output Current Rating	Nominal HP	Rated Input Voltage	Enclosure Rating	Standard Drive Frame Size	Enclosure Material	Maximum Cabinet Dimensions			Max. Cabinet Weight [lbs]	Mounting Method	Manfufacturer	UUT
							Width [in]	Height [in]	Depth [in]				
XX6ZU2011YBY	10.6	3.0	240V	IP20, Open	1	Plastic	4.9	14.1	8.6	14.3	Rigid and Flexible Wall Mount	Yaskawa	Extrapolated
XX6ZU2017YBY	16.7	5.0	240V	IP20, Open	1	Plastic	4.9	14.1	8.6	14.3			Extrapolated
XX6ZU4005YBY	4.8	3.0	480V	IP20, Open	1	Plastic	4.9	14.1	8.6	15.4			Extrapolated
XX6ZU4011YBY	11	7.5	480V	IP20, Open	1	Plastic	4.9	14.1	8.6	15.4			Extrapolated
HV60U4011CBA	11	7.5	480V	IP20, Open	1	Plastic	4.9	14.1	8.6	15.4			UUT-16, UUT-18, UUT-20, UUT-22
XX6ZU4014YBY	14.8	10	480V	IP20, Open	1	Plastic	4.9	14.1	8.6	15.4			Extrapolated
XX6ZU4008YBY	7.6	5.0	480V	IP20, Open	1	Plastic	4.9	14.1	8.6	16.5			Extrapolated
XX6ZU2024YBY	24.2	7.5	240V	IP20, Open	2	Plastic	4.9	17.6	9.2	18.7			Extrapolated
XX6ZU2031YBY	30.8	10	240V	IP20, Open	2	Plastic	4.9	17.6	9.2	20			Extrapolated
XX6ZU4021YBY	21	15	480V	IP20, Open	2	Plastic	4.9	17.6	9.2	20			Extrapolated
XX6ZU4027YBY	27	20	480V	IP20, Open	2	Plastic	4.9	17.6	9.2	22			Extrapolated
XX6ZU4034YBY	34	25	480V	IP20, Open	2	Plastic	4.9	17.6	9.2	24			Extrapolated
HV6ZU4034CBA	34	25	480V	IP20, Open	2	Plastic	4.9	17.6	9.2	24			UUT-24, UUT-26
XX6ZU2046YBY	46.2	15	240V	IP20, Open	3	Plastic	7.9	20.1	9.3	33			Extrapolated
XX6ZU2059YBY	59.4	20	240V	IP20, Open	3	Plastic	7.9	20.1	9.3	35			Extrapolated
XX6ZU4040YBY	40	30	480V	IP20, Open	3	Plastic	7.9	20.1	9.3	35			Extrapolated
XX6ZU4052YBY	52	40	480V	IP20, Open	3	Plastic	7.9	20.1	9.3	40			Extrapolated
XX6ZU4065YBY	65	50	480V	IP20, Open	3	Plastic	7.9	20.1	9.3	44			Extrapolated
XX6ZU2075YBY	74.8	25	240V	IP00, Open	4	Plastic	10.0	21.3	10.4	52			Similar to UUT-1a,b
XX6ZU2088YBY	88	30	240V	IP00, Open	4	Plastic	10.0	21.3	10.4	52			Interpolated
XX6ZU2114YBY	114	40	240V	IP00, Open	4	Plastic	10.0	21.3	10.4	62			Interpolated
XX6ZU4077YBY	77	60	480V	IP00, Open	4	Plastic	10.0	21.3	10.4	62			Interpolated
XX6ZU4096YBY	96	75	480V	IP00, Open	4	Plastic	10.0	21.3	10.4	66			Interpolated
XX6ZU4124YBY	124	100	480V	IP00, Open	4	Plastic	10.0	21.3	10.4	68			Similar to UUT-2a,b
XX6ZU2143YBY	143	50	240V	IP00, Open	6	Carbon Steel	12.3	30.5	15.7	161			Extrapolated
XX6ZU2169YBY	169	60	240V	IP00, Open	6	Carbon Steel	12.3	30.5	15.7	161			Extrapolated
HV6ZU2169CBA	169	60	240V	IP00, Open	6	Carbon Steel	12.3	30.5	15.7	161			UUT-25, UUT-27
XX6ZU4156YBY	156	125	480V	IP00, Open	6	Carbon Steel	12.3	30.5	15.7	161			Similar to UUT-3a,b
HV6ZU4156CBA	156	125	480V	IP00, Open	6	Carbon Steel	12.3	30.5	15.7	161			Similar to UUT-3a,b, UUT-17a,b, UUT-21a,b, UUT-35a,b
XX6ZU2211YBY	211	75	240V	IP20, Open	9	Carbon Steel	12.3	27.6	16.5	172			Interpolated
XX6ZU2273YBY	273	100	240V	IP20, Open	9	Carbon Steel	12.3	27.6	16.5	180			Interpolated
HV6ZU2273CBA	273	100	240V	IP20, Open	9	Carbon Steel	12.3	27.6	16.5	180			UUT-19
XX6ZU4180YBY	180	150	480V	IP20, Open	9	Carbon Steel	12.3	27.6	16.5	174			Interpolated
XX6ZU4240YBY	240	200	480V	IP20, Open	9	Carbon Steel	12.3	27.6	16.5	180			Interpolated
HV6ZU4240CBA	240	200	480V	IP20, Open	9	Carbon Steel	12.3	27.6	16.5	180			UUT-23, UUT-30a,b

Notes:

1) XX refers to HV or FP or WM
2) Tested as part of bypass and configured panel units of Table 2A through 2F.
3) Refer to Figure 2 for details regarding Y and Z
4) Catalog code may be followed by suffix -XXX, where XXX is 001~999 (software dependant)

Table 4 - GA7/GA8 VFDs (Industrial AC Drives, IP20/Open Type Enclosure)

Catalog Code (C/C) [1, 2, 3, 4]	Output Current Rating	Nominal HP	Rated Input Voltage	Enclosure Rating	Standard Drive Frame Size	Enclosure Material	Maximum Cabinet Dimensions			Max. Cabinet Weight [lbs]	Mounting Method	Manfufacturer	UUT
							Width [in]	Height [in]	Depth [in]				
GA*0U2257YBY	257	100	240V	IP20, Open	9	Carbon Steel	12.3	27.6	16.5	147	Rigid and Flexible Wall Mount	Yaskawa	Interpolated
GA*0U2313YBY	313	125	240V	IP20, Open	9	Carbon Steel	12.3	27.6	16.5	147			Interpolated
GA*0U4208YBY	208	150	480V	IP20, Open	9	Carbon Steel	12.3	27.6	16.5	156			Interpolated
GA*0U4250YBY	250	200	480V	IP20, Open	9	Carbon Steel	12.3	27.6	16.5	156			Interpolated
GA*0U4302YBY	302	250	480V	IP20, Open	9	Carbon Steel	12.3	27.6	16.5	156			Interpolated
GA*0U5125YBY	125	125	600V	IP20, Open	9	Carbon Steel	12.3	27.6	16.5	156			Interpolated
GA*0U5144YBY	144	150	600V	IP20, Open	9	Carbon Steel	12.3	27.6	16.5	156			Interpolated
GA*0U2360YBY	360	150	240V	IP20, Open	10	Carbon Steel	17.3	31.5	18.6	229			Interpolated
GA*0U2415YBY	415	150	240V	IP20, Open	10	Carbon Steel	17.3	31.5	18.6	262			Interpolated
GA*0U4302CBY	302	250	480V	IP20, Open	10	Carbon Steel	17.3	31.5	18.6	275			Interpolated
GA*0U4371YBY	371	300	480V	IP20, Open	10	Carbon Steel	17.3	31.5	18.6	268			Interpolated
GA*0U4414YBY	414	350	480V	IP20, Open	10	Carbon Steel	17.3	31.5	18.6	277			Interpolated
GA*0U5192YBY	192	200	600V	IP20, Open	10	Carbon Steel	17.3	31.5	18.6	277			Interpolated
GA*0U5242YBY	242	250	600V	IP20, Open	10	Carbon Steel	17.3	31.5	18.6	277			Interpolated
GA*0U5289YBY	289	300	600V	IP20, Open	10	Carbon Steel	17.3	31.5	18.6	277			Interpolated
GA*0U4477YBY	477	400	480V	IP20, Open	11	Carbon Steel	20.1	44.7	18.9	436			Interpolated
GA*0U4568YBY	568	450	480V	IP20, Open	11	Carbon Steel	20.1	44.7	18.9	436			Interpolated
GA*0U5382YBY	382	400	600V	IP20, Open	11	Carbon Steel	20.1	44.7	18.9	449			Interpolated
GA*0U5412YBY	412	450	600V	IP20, Open	11	Carbon Steel	20.1	44.7	18.9	449			Interpolated
GA*0U5472YBY	472	500	600V	IP20, Open	11	Carbon Steel	20.1	44.7	18.9	449			Interpolated
GA*0U4720YBY	720	600	480V	IP20, Open	11	Carbon Steel	20.1	44.7	18.9	451			Similar to UUT-4a,b
GA*0U4605YBY	605	500	480V	IP20, Open	11	Carbon Steel	20.1	44.7	18.9	455			Extrapolated
GA*0U4675YBY	675	550	480V	IP20, Open	11	Carbon Steel	20.1	44.7	18.9	455			Extrapolated

Notes:

1) * refers to 7 or 8
2) Models listed in this table are depopulated versions of the units listed in Table 6
3) These models are stand alone drives
4) Refer to Figure 2 for details regarding Y

CALIFORNIA BUILDING CODE, 2022
DATE: 05/21/2025

Table 5 - HV6/FP6/WM6 VFDs (Commercial HVAC and Industrial AC Drives, IP20/NEMA Type 1 Enclosure)

Catalog Code (C/C) [1, 2, 3]	Output Current Rating	Nominal HP	Rated Input Voltage	Enclosure Rating	Standard Drive Frame Size	Enclosure Material	Maximum Cabinet Dimensions			Max. Cabinet Weight [lbs]	Mounting Method	Manufacturer	UUT
							Width [in]	Height [in]	Depth [in]				
XX6ZU2011YYY	10.6	3	240V	IP20, Type 1	1	Plastic	4.9	14.1	8.6	14.3	Rigid and Flexible Wall Mount	Yaskawa	Extrapolated
XX6ZU2017YYY	16.7	5	240V	IP20, Type 1	1	Plastic	4.9	14.1	8.6	14.3			Extrapolated
XX6ZU4005YYY	4.8	3	480V	IP20, Type 1	1	Plastic	4.9	14.1	8.6	15.4			Extrapolated
XX6ZU4011YYY	11	7.5	480V	IP20, Type 1	1	Plastic	4.9	14.1	8.6	15.4			Extrapolated
XX6ZU4014YYY	14.8	10	480V	IP20, Type 1	1	Plastic	4.9	14.1	8.6	15.4			Extrapolated
XX6ZU4008YYY	7.6	5	480V	IP20, Type 1	1	Plastic	4.9	14.1	8.6	16.5			Extrapolated
XX6ZU2024YYY	24.2	7.5	240V	IP20, Type 1	2	Plastic	4.9	17.6	9.2	18.7			Extrapolated
XX6ZU2031YYY	30.8	10	240V	IP20, Type 1	2	Plastic	4.9	17.6	9.2	20			Extrapolated
XX6ZU4021YYY	21	15	480V	IP20, Type 1	2	Plastic	4.9	17.6	9.2	20			Extrapolated
XX6ZU4027YYY	27	20	480V	IP20, Type 1	2	Plastic	4.9	17.6	9.2	22			Extrapolated
XX6ZU4034YYY	34	25	480V	IP20, Type 1	2	Plastic	4.9	17.6	9.2	24			Extrapolated
XX6ZU2046YYY	46.2	15	240V	IP20, Type 1	3	Plastic	7.9	20.1	9.3	33			Extrapolated
XX6ZU2059YYY	59.4	20	240V	IP20, Type 1	3	Plastic	7.9	20.1	9.3	35			Extrapolated
XX6ZU4040YYY	40	30	480V	IP20, Type 1	3	Plastic	7.9	20.1	9.3	35			Extrapolated
XX6ZU4052YYY	52	40	480V	IP20, Type 1	3	Plastic	7.9	20.1	9.3	40			Extrapolated
XX6ZU4065YYY	65	50	480V	IP20, Type 1	3	Plastic	7.9	20.1	9.3	44			Extrapolated
XX6ZU2075YYY	74.8	25	240V	IP20, Type 1	4	Plastic	10.0	21.3	10.4	52			Extrapolated
HV60U2075CFA	74.8	25	240V	IP20, Type 1	4	Plastic	10.0	21.0	10.0	52			UUT-1a,b
XX6ZU2088YYY	88	30	240V	IP20, Type 1	4	Plastic	10.0	21.3	10.4	52			Interpolated
XX6ZU2114YYY	114	40	240V	IP20, Type 1	4	Plastic	10.0	21.3	10.4	52			Interpolated
XX6ZU4077YYY	88	60	480V	IP20, Type 1	4	Plastic	10.0	21.3	10.4	62			Interpolated
XX6ZU4096YYY	96	75	480V	IP20, Type 1	4	Plastic	10.0	21.3	10.4	66			Interpolated
XX6ZU4124YYY	124	100	480V	IP20, Type 1	4	Plastic	10.0	21.3	10.4	68			Interpolated
HV60U4124CFA	124	100	480V	IP20, Type 1	4	Plastic	10.0	21.0	10.0	68			UUT-2a,b
XX6ZU2143YYY	143	50	240V	IP20, Type 1	6	Carbon Steel	12.3	30.5	15.7	161			Extrapolated
XX6ZU2169YYY	169	60	240V	IP20, Type 1	6	Carbon Steel	12.3	30.5	15.7	161			Extrapolated
XX6ZU4156YYY	156	125	480V	IP20, Type 1	6	Carbon Steel	12.3	30.5	15.7	161			Extrapolated
HV60U4156CFA	156	125	480V	IP20, Type 1	6	Carbon Steel	12.0	30.0	16.0	161			UUT-3a,b
XX6ZU2211YYY	211	75	240V	IP20, Type 1	9	Carbon Steel	12.4	36.0	16.5	187			Interpolated
XX6ZU2273YYY	273	100	240V	IP20, Type 1	9	Carbon Steel	12.4	36.0	16.5	196			Interpolated
XX6ZU4180YYY	180	150	480V	IP20, Type 1	9	Carbon Steel	12.4	36.0	16.5	189			Interpolated
XX6ZU4240YYY	240	200	480V	IP20, Type 1	9	Carbon Steel	12.4	36.0	16.5	196			Interpolated
XX6ZU2343YYY	343	125	240V	IP20, Type 1	10	Carbon Steel	17.5	41.1	18.6	295			Interpolated
XX6ZU2396YYY	396	150	240V	IP20, Type 1	10	Carbon Steel	17.5	41.1	18.6	295			Interpolated
XX6ZU4302YYY	302	250	480V	IP20, Type 1	10	Carbon Steel	17.5	41.1	18.6	295			Interpolated
XX6ZU4361YYY	361	300	480V	IP20, Type 1	10B	Carbon Steel	17.5	41.1	18.6	326			Interpolated
XX6ZU4414YYY	414	350	480V	IP20, Type 1	10B	Carbon Steel	17.5	41.1	18.6	342			Interpolated
XX6ZU4477YYY	477	400	480V	IP20, Type 1	11	Carbon Steel	20.1	70.6	18.9	517			Interpolated
XX6ZU4480YYY	480	400	480V	IP20, Type 1	11	Carbon Steel	20.1	70.6	18.9	517			Interpolated
XX6ZU4515YYY	515	450	480V	IP20, Type 1	11	Carbon Steel	20.1	70.6	18.9	517			Interpolated
XX6ZU4590YYY	590	500	480V	IP20, Type 1	11	Carbon Steel	20.1	70.6	18.9	540			Interpolated
XX60U4720YYY	720	600	480V	IP20, Type 1	11	Carbon Steel	20.1	70.6	18.9	540			Similar to UUT-4

Notes:

1) XX refers to HV or FP or WM

2) Refer to Figure 2 for details regarding YYY and Z

3) Models listed in this table are similar units to those listed in table 6, but programmed for different service/industry

Table 5A - HV6/FP6/WM6 VFDs (Commercial HVAC and Industrial AC Configured and Bypass Drives, IP20/NEMA Type 1 Enclosure)

Catalog Code (C/C) [1, 2, 3, 4]	Output Current Rating	Nominal HP	Rated Input Voltage	Enclosure Rating	Standard Drive Frame Size	Enclosure Material	Maximum Cabinet Dimensions			Max. Cabinet Weight [lbs]	Mounting Method	Manfufacturer	UUT [3]
							Width [in]	Height [in]	Depth [in]				
XX6ZU2011YYY	10.6	3	240V	IP20, Type 1	1	Plastic	4.9	14.1	8.6	14.3	Rigid and Flexible Wall Mount	Yaskawa	Extrapolated
XX6ZU2017YYY	16.7	5	240V	IP20, Type 1	1	Plastic	4.9	14.1	8.6	14.3			Extrapolated
HV60U2017CFA	16.7	5	240V	IP20, Type 1	1	Plastic	4.9	14.1	8.6	14.3			UUT-8a,b [2], UUT-10a,b [2]
XX6ZU4005YYY	4.8	3	480V	IP20, Type 1	1	Plastic	4.9	14.1	8.6	15.4			Extrapolated
XX6ZU4011YYY	11	7.5	480V	IP20, Type 1	1	Plastic	4.9	14.1	8.6	15.4			Extrapolated
XX6ZU4014YYY	14.8	10	480V	IP20, Type 1	1	Plastic	4.9	14.1	8.6	15.4			Extrapolated
XX6ZU4008YYY	7.6	5	480V	IP20, Type 1	1	Plastic	4.9	14.1	8.6	16.5			Extrapolated
XX6ZU2024YYY	24.2	7.5	240V	IP20, Type 1	2	Plastic	4.9	17.6	9.2	18.7			Extrapolated
XX6ZU2031YYY	30.8	10	240V	IP20, Type 1	2	Plastic	4.9	17.6	9.2	20			Extrapolated
XX6ZU4021YYY	21	15	480V	IP20, Type 1	2	Plastic	4.9	17.6	9.2	20			Extrapolated
XX6ZU4027YYY	27	20	480V	IP20, Type 1	2	Plastic	4.9	17.6	9.2	22			Extrapolated
XX6ZU4034YYY	34	25	480V	IP20, Type 1	2	Plastic	4.9	17.6	9.2	24			Extrapolated
XX6ZU2046YYY	46.2	15	240V	IP20, Type 1	3	Plastic	7.9	20.1	9.3	33			Extrapolated
XX6ZU2059YYY	59.4	20	240V	IP20, Type 1	3	Plastic	7.9	20.1	9.3	35			Extrapolated
XX6ZU4040YYY	40	30	480V	IP20, Type 1	3	Plastic	7.9	20.1	9.3	35			Extrapolated
XX6ZU4052YYY	52	40	480V	IP20, Type 1	3	Plastic	7.9	20.1	9.3	40			Extrapolated
XX6ZU4065YYY	65	50	480V	IP20, Type 1	3	Plastic	7.9	20.1	9.3	44			Extrapolated
XX6ZU2075YYY	74.8	25	240V	IP20, Type 1	4	Plastic	10.0	21.3	10.4	55			Extrapolated
XX6ZU2088YYY	88	30	240V	IP20, Type 1	4	Plastic	10.0	21.3	10.4	55			Interpolated
XX6ZU2114YYY	114	40	240V	IP20, Type 1	4	Plastic	10.0	21.3	10.4	62			Interpolated
XX6ZU4077YYY	77	60	480V	IP20, Type 1	4	Plastic	10.0	21.3	10.4	62			Interpolated
HV60U4077CFA	77	60	480V	IP20, Type 1	4	Plastic	10.0	21.3	10.4	62			UUT-9a,b [2], UUT-9c,d [2]
XX6ZU4096YYY	96	75	480V	IP20, Type 1	4	Plastic	10.0	21.3	10.4	66			Interpolated
HV60U4096CFA	96	75	480V	IP20, Type 1	4	Plastic	10.0	21.3	10.4	66			UUT-11a,b [2]

Notes:

1) XX refers to HV or FP or WM
2) Tested as part of bypass and configured panel units of Table 1 and 2.
3) Refer to Figure 2 for details regarding YYY and Z
4) Catalog code may be followed by suffix -XXX, where XXX is 001~999 (software dependant)

REVIEWED FOR CALIFORNIA BUILDING CODE, 2025 BY Mohammad Kazim DATE: 05/21/2025

Table 6 - GA7/GA8 VFDs (Industrial AC Drives, IP20/NEMA Type 1 Enclosure)

Catalog Code (C/C) [1, 2, 3, 4]	Output Current Rating	Nominal HP	Rated Input Voltage	Enclosure Rating	Standard Drive Frame Size	Enclosure Material	Maximum Cabinet Dimensions [4]			Max. Cabinet Weight [lbs]	Mounting Method	Manufacturer	UUT
							Width [in]	Height [in]	Depth [in]				
GA*0U2257YYY	257	100	240V	IP20, Type 1	9	Carbon Steel	12.4	36.0	16.5	158	Rigid and Flexible Wall Mount	Yaskawa	Interpolated
GA*0U2313YYY	313	125	240V	IP20, Type 1	9	Carbon Steel	12.4	36.0	16.5	158			Interpolated
GA*0U4208YYY	208	150	480V	IP20, Type 1	9	Carbon Steel	12.4	36.0	16.5	174			Interpolated
GA*0U4250YYY	250	200	480V	IP20, Type 1	9	Carbon Steel	12.4	36.0	16.5	174			Interpolated
GA*0U4302YYY	302	250	480V	IP20, Type 1	9	Carbon Steel	12.4	36.0	16.5	174			Interpolated
GA*0U5125YYY	125	125	600V	IP20, Type 1	9	Carbon Steel	12.4	36.0	16.5	174			Interpolated
GA*0U5144YYY	144	150	600V	IP20, Type 1	9	Carbon Steel	12.4	36.0	16.5	174			Interpolated
GA*0U2360YYY	360	150	240V	IP20, Type 1	10A	Carbon Steel	17.5	41.1	18.6	249			Interpolated
GA*0U2415YYY	415	150	240V	IP20, Type 1	10A	Carbon Steel	17.5	41.1	18.6	282			Interpolated
GA*0U4302CYY	302	250	480V	IP20, Type 1	10A	Carbon Steel	17.5	41.1	18.6	295			Interpolated
GA*0U4371YYY	371	300	480V	IP20, Type 1	10B	Carbon Steel	17.5	53.5	18.6	326			Interpolated
GA*0U4414YYY	414	350	480V	IP20, Type 1	10B	Carbon Steel	17.5	53.5	18.6	342			Interpolated
GA*0U5192YYY	192	200	600V	IP20, Type 1	10B	Carbon Steel	17.5	53.5	18.6	342			Interpolated
GA*0U5242YYY	242	250	600V	IP20, Type 1	10B	Carbon Steel	17.5	53.5	18.6	342			Interpolated
GA*0U5289YYY	289	300	600V	IP20, Type 1	10B	Carbon Steel	17.5	53.5	18.6	342			Interpolated
GA*0U4477YYY	477	400	480V	IP20, Type 1	11	Carbon Steel	20.2	70.6	18.9	517			Interpolated
GA*0U4568YYY	568	450	480V	IP20, Type 1	11	Carbon Steel	20.2	70.6	18.9	517			Interpolated
GA*0U5382YYY	382	400	600V	IP20, Type 1	11	Carbon Steel	20.2	70.6	18.9	519			Interpolated
GA*0U5412YYY	412	450	600V	IP20, Type 1	11	Carbon Steel	20.2	70.6	18.9	521			Interpolated
GA*0U5472YYY	472	500	600V	IP20, Type 1	11	Carbon Steel	20.2	70.6	18.9	521			Interpolated
GA*0U4720YYY	720	600	480V	IP20, Type 1	11	Carbon Steel	20.2	70.6	18.9	540			Interpolated
GA80U4720ABM	720	600	480V	IP20, Type 1	11	Carbon Steel	19.0	70.0	20.0	540			UUT-4a,b
GA*0U4605YYY	605	500	480V	IP20, Type 1	11	Carbon Steel	20.2	70.6	18.9	540			Extrapolated
GA*0U4675YYY	675	550	480V	IP20, Type 1	11	Carbon Steel	20.2	70.6	18.9	540			Extrapolated

Notes:

1) * refers to 7 or 8
2) Models listed in this table are similar units to those listed in table 5, but programmed for different service/industry
3) These models are stand alone drives
4) UUT dimensions do not include protruding handles/switches
5) Refer to Figure 2 for details regarding YYY

CALIFORNIA BUILDING CODE, 2022

Table 7 - HV6/FP6/WM6 VFDs (Commercial HVAC and Industrial AC Drives, IP55/NEMA Type 12 Enclosure)

Catalog Code (C/C) [1, 2, 3, 4]	Output Current Rating	Nominal HP	Rated Input Voltage	Enclosure Rating	Standard Drive Frame Size	Enclosure Material	Maximum Cabinet Dimensions [4]			Max. Cabinet Weight [lbs]	Mounting Method	Manufacturer	UUT
							Width [in]	Height [in]	Depth [in]				
XX6ZU2011YVY	10.6	3	240V	IP55, Type 12	1	Plastic	4.9	14.1	9.0	14.3	Rigid and Flexible Wall Mount	Yaskawa	Extrapolated
XX6ZU2017YVY	16.7	5	240V	IP55, Type 12	1	Plastic	4.9	14.1	9.0	14.3			Extrapolated
XX6ZU4005YVY	4.8	3	480V	IP55, Type 12	1	Plastic	4.9	14.1	9.0	15.4			Extrapolated
XX6ZU4011YVY	11	7.5	480V	IP55, Type 12	1	Plastic	4.9	14.1	9.0	15.4			Extrapolated
XX6ZU4014YVY	14.8	10	480V	IP55, Type 12	1	Plastic	4.9	14.1	9.0	15.4			Extrapolated
XX6ZU4008YVY	7.6	5	480V	IP55, Type 12	1	Plastic	4.9	14.1	9.0	16.5			Extrapolated
XX6ZU2024YVY	24.2	7.5	240V	IP55, Type 12	2	Plastic	4.9	17.6	9.6	18.7			Extrapolated
XX6ZU2031YVY	30.8	10	240V	IP55, Type 12	2	Plastic	4.9	17.6	9.6	20			Extrapolated
XX6ZU4021YVY	21	15	480V	IP55, Type 12	2	Plastic	4.9	17.6	9.6	20			Extrapolated
XX6ZU4027YVY	27	20	480V	IP55, Type 12	2	Plastic	4.9	17.6	9.6	22			Extrapolated
XX6ZU4034YVY	34	25	480V	IP55, Type 12	2	Plastic	4.9	17.6	9.6	24			Extrapolated
XX6ZU2046YVY	46.2	15	240V	IP55, Type 12	3	Plastic	7.9	20.1	9.7	33			Extrapolated
XX6ZU2059YVY	59.4	20	240V	IP55, Type 12	3	Plastic	7.9	20.1	9.7	35			Extrapolated
XX6ZU4040YVY	40	30	480V	IP55, Type 12	3	Plastic	7.9	20.1	9.7	35			Extrapolated
XX6ZU4052YVY	52	40	480V	IP55, Type 12	3	Plastic	7.9	20.1	9.7	40			Extrapolated
XX6ZU4065YVY	65	50	480V	IP55, Type 12	3	Plastic	7.9	20.1	9.7	44			Extrapolated
XX6ZU2075YVY	74.8	25	240V	IP55, Type 12	4	Plastic	10.0	21.3	10.7	52			Extrapolated
HV60U2075CVA	075	25	240V	IP55, Type 12	4	Plastic	10.0	21.0	10.0	52			UUT-5a,b
XX6ZU2088YVY	88	30	240V	IP55, Type 12	4	Plastic	10.0	21.3	10.7	55			Interpolated
XX6ZU2114YVY	114	40	240V	IP55, Type 12	4	Plastic	10.0	21.3	10.7	62			Interpolated
XX6ZU4077YVY	77	60	480V	IP55, Type 12	4	Plastic	10.0	21.3	10.7	62			Interpolated
XX6ZU4096YVY	96	75	480V	IP55, Type 12	4	Plastic	10.0	21.3	10.7	66			Interpolated
XX60U4124YVY	124	100	480V	IP55, Type 12	4	Plastic	10.0	21.3	10.7	73			Similar to UUT-6
XX6ZU2143YVY	143	50	240V	IP55, Type 12	6	Carbon Steel	14.5	31.7	16.1	177			Extrapolated
XX6ZU2169YVY	169	60	240V	IP55, Type 12	6	Carbon Steel	14.5	31.7	16.1	183			Extrapolated
XX60U4156YVY	156	125	480V	IP55, Type 12	6	Carbon Steel	14.5	31.7	16.1	183			Similar to UUT-29a,b

Notes:

1) XX refers to HV or FP or WM
2) Models listed in this table are depopulated versions of the units listed in Table 8
3) These models are stand alone drives
4) UUT dimensions do not include protruding handles/switches
5) Refer to Figure 2 for details regarding Y and Z

Table 8 - HV6/FP6/WM6 VFDs (Commercial HVAC and Industrial AC Drives, IP55/NEMA Type 12 Enclosure w/ Switch)

Catalog Code (C/C) [1, 2, 3]	Output Current Rating	Nominal HP	Rated Input Voltage	Enclosure Rating	Standard Drive Frame Size	Enclosure Material	Maximum Cabinet Dimensions [3]			Max. Cabinet Weight [lbs]	Mounting Method	Manufacturer	UUT
							Width [in]	Height [in]	Depth [in]				
XX6ZU2011YTY	10.6	3	240V	IP55, Type 12	1	Plastic	4.9	20.4	9.0	22	Rigid and Flexible Wall Mount	Yaskawa	Interpolated
XX6ZU2017YTY	16.7	5	240V	IP55, Type 12	1	Plastic	4.9	20.4	9.0	22			Interpolated
XX6ZU4005YTY	4.8	3	480V	IP55, Type 12	1	Plastic	4.9	20.4	9.0	23			Interpolated
XX6ZU4011YTY	11	5	480V	IP55, Type 12	1	Plastic	4.9	20.4	9.0	23			Interpolated
XX6ZU4014YTY	14.8	7.5	480V	IP55, Type 12	1	Plastic	4.9	20.4	9.0	23			Interpolated
XX6ZU4008YTY	7.6	10	480V	IP55, Type 12	1	Plastic	4.9	20.4	9.0	23			Interpolated
XX6ZU2024YTY	24.2	7.5	240V	IP55, Type 12	2	Plastic	4.9	24.5	9.6	24			Interpolated
XX6ZU2031YTY	30.8	10	240V	IP55, Type 12	2	Plastic	4.9	24.5	9.6	28			Interpolated
XX6ZU4021YTY	21	15	480V	IP55, Type 12	2	Plastic	4.9	24.5	9.6	28			Interpolated
XX6ZU4027YTY	27	20	480V	IP55, Type 12	2	Plastic	4.9	24.5	9.6	30			Interpolated
XX6ZU4034YTY	34	25	480V	IP55, Type 12	2	Plastic	4.9	24.5	9.6	32			Interpolated
XX6ZU2046YTY	46.2	15	240V	IP55, Type 12	3	Plastic	7.9	28.9	9.7	47			Interpolated
XX6ZU2059YTY	59.4	20	240V	IP55, Type 12	3	Plastic	7.9	28.9	9.7	49			Interpolated
XX6ZU4040YTY	40	30	480V	IP55, Type 12	3	Plastic	7.9	28.9	9.7	49			Interpolated
XX6ZU4052YTY	52	40	480V	IP55, Type 12	3	Plastic	7.9	28.9	9.7	53			Interpolated
XX6ZU4065YTY	65	50	480V	IP55, Type 12	3	Plastic	7.9	28.9	9.7	58			Interpolated
XX6ZU2075YTY	74.8	25	240V	IP55, Type 12	4	Plastic	10.0	37.4	12.0	89			Interpolated
XX6ZU2088YTY	88	30	240V	IP55, Type 12	4	Plastic	10.0	37.4	12.0	89			Interpolated
XX6ZU2114YTY	114	40	240V	IP55, Type 12	4	Plastic	10.0	37.4	12.0	95			Interpolated
XX6ZU4077YTY	77	60	480V	IP55, Type 12	4	Plastic	10.0	37.4	12.0	95			Interpolated
XX6ZU4096YTY	96	75	480V	IP55, Type 12	4	Plastic	10.0	37.4	12.0	100			Interpolated
HV60U4124CTA	124	100	480V	IP55, Type 12	4	Carbon Steel	14.0	39.9	13.6	149			UUT-28a,b
XX6ZU4124YTY	124	100	480V	IP55, Type 12	4	Carbon Steel	14.0	38.0	15.5	150			Extrapolated
XX6ZU2143YTY	143	50	240V	IP55, Type 12	6	Carbon Steel	14.5	40.0	17.7	197			Extrapolated
XX6ZU2169YTY	169	60	240V	IP55, Type 12	6	Carbon Steel	14.5	40.0	17.7	197			Extrapolated
XX6ZU4156YTY	156	125	480V	IP55, Type 12	6	Carbon Steel	14.5	40.0	17.7	197			Extrapolated
HV60U4156CTA	156	125	480V	IP55, Type 12	6	Carbon Steel	14.3	44.6	15.9	197			UUT-29a,b

Notes:

1) XX refers to HV or FP or WM
2) These models are stand alone drives
3) UUT dimensions do not include protruding handles/switches
4) Refer to Figure 2 for details regarding Y and Z

ICC-ES APPROVED FOR CODE COMPLIANCE
ICC-ES OSP-0687
APPROVED BY Mohammad Kazem
DATE: 5/21/2025
CALIFORNIA BUILDING CODE

Table 9 – GA5 VFDs (Industrial AC Drives, IP20, Open Type Enclosure)

Catalog Code (C/C) [1, 2, 3]	Output Current Rating (ND)	Nominal HP (ND)	Rated Input Voltage	Enclosure Rating	Standard Drive Frame Size	Enclosure Material	Filter	Maximum Cabinet Dimensions			Max. Cabinet Weight [lbs]	Mounting Method	Manufacturer	UUT
								Width [in]	Height [in]	Depth [in]				
GA50UB001ABX	1.2	1/6	Single Phase 240V	IP20, Open	1	Plastic	No Filter	2.68	5.05	2.99	1.1	Rigid and Flexible Wall Mount	Yaskawa	Extrapolated
GA50UB002ABX	1.9	¼	Single Phase 240V	IP20, Open	1	Plastic	No Filter	2.68	5.05	2.99	1.1			Extrapolated
GA50U2001ABX	1.2	1/6	3-Phase 240V	IP20, Open	1	Plastic	No Filter	2.68	5.05	2.99	1.1			Extrapolated
GA50U2002ABX	1.9	¼	3-Phase 240V	IP20, Open	1	Plastic	No Filter	2.68	5.05	2.99	1.1			Extrapolated
GA50U2004ABX	3.5	¾	3-Phase 240V	IP20, Open	1	Plastic	No Filter	2.68	5.05	4.65	1.8			Extrapolated
GA50UB004ABX	3.5	¾	Single Phase 240V	IP20, Open	1	Plastic	No Filter	2.68	5.05	4.25	1.8			Extrapolated
GA50U2006ABX	6	1.5	3-Phase 240V	IP20, Open	1	Plastic	No Filter	2.68	5.05	5.04	2.0			Extrapolated
GA50U4001ABX	1.2	½	480V	IP20, Open	2	Plastic	No Filter	4.27	5.04	3.19	1.8			Extrapolated
GA50U4002ABX	2.1	1	480V	IP20, Open	2	Plastic	No Filter	4.27	5.04	3.90	2.0			Extrapolated
GA50UB006ABX	6	1.5	Single Phase 240V	IP20, Open	2	Plastic	No Filter	4.27	5.04	5.41	3.3			Extrapolated
GA50UB010ABX	9.6	3	Single Phase 240V	IP20, Open	2	Plastic	No Filter	4.27	5.04	6.06	3.3			Extrapolated
GA50U2010ABX	9.6	3	3-Phase 240V	IP20, Open	2	Plastic	No Filter	4.27	5.04	5.08	3.3			Extrapolated
GA50U2012ABX	12.2	4	3-Phase 240V	IP20, Open	2	Plastic	No Filter	4.27	5.04	5.41	3.3			Extrapolated
GA50U4004ABX	4.1	2	480V	IP20, Open	2	Plastic	No Filter	4.27	5.04	5.41	3.3			Extrapolated
GA50U4005ABX	5.4	3	480V	IP20, Open	2	Plastic	No Filter	4.27	5.04	6.06	3.3			Extrapolated
GA50U4007ABX	7.1	4	480V	IP20, Open	2	Plastic	No Filter	4.27	5.04	6.06	3.3			Extrapolated
GA50U4009ABX	8.9	5	480V	IP20, Open	2	Plastic	No Filter	4.27	5.04	6.06	3.3			Extrapolated
GA50U2021ABX	21	7.5	3-Phase 240V	IP20, Open	3	Plastic	No Filter	5.53	5.05	5.63	4.4			Extrapolated
GA50U4012ABX	11.9	7.5	480V	IP20, Open	3	Plastic	No Filter	5.53	5.05	5.63	4.4			Extrapolated
GA50UB012ABX	12.2	3	Single Phase 240V	IP20, Open	3	Plastic	No Filter	5.53	5.05	6.42	4.6			Extrapolated
GA50UB018ABX	17.6 (HD)	5 (HD)	Single Phase 240V	IP20, Open	4	Plastic	No Filter	6.69	5.04	7.09	6.4			Extrapolated
GA50U4018ABX	17.5	10	480V	IP20, Open	5	Plastic	No Filter	5.51	10.24	5.51	6.6			Extrapolated
GA50U4023ABX	23.4	15	480V	IP20, Open	5	Plastic	No Filter	5.51	10.24	5.51	7.1			Extrapolated
GA50U2030ABX	30	10	3-Phase 240V	IP20, Open	5	Plastic	No Filter	5.51	10.24	5.51	7.5			Extrapolated
GA50U2042ABX	42	15	3-Phase 240V	IP20, Open	5	Plastic	No Filter	5.51	10.24	5.51	7.9			Similar to UUT-12a,b
GA50U4031ABX	31	20	480V	IP20, Open	6	Plastic	No Filter	7.09	11.81	5.63	10.1			Interpolated
GA50U4038ABX	38	25	480V	IP20, Open	6	Plastic	No Filter	7.09	11.81	5.63	10.6			Interpolated
GA50U2056ABX	56	20	3-Phase 240V	IP20, Open	6	Plastic	No Filter	7.09	11.81	5.63	12.1			Interpolated
GA50U4044ABX	44	30	480V	IP20, Open	8	Plastic	No Filter	7.48	13.78	8.03	14.3			Interpolated
GA50U4060ABX	60	40	480V	IP20, Open	8	Plastic	No Filter	7.48	13.78	8.03	14.3			Similar to UUT-13a,b
GA50U2070ABX	70	25	3-Phase 240V	IP20, Open	7	Plastic	No Filter	8.66	13.78	7.36	16.5			Interpolated
GA50U2082ABX	82	30	3-Phase 240V	IP20, Open	7	Plastic	No Filter	8.66	13.78	7.36	17.6			Interpolated

Notes:
1) Models listed in this table are depopulated versions of the units listed in Table 10
2) These models are stand alone drives
3) X denotes A or M, refer to Figure 3

Table 9A – HV3 VFDs (Comm. HVAC Drives, IP20, Open Type Enclosure)

Catalog Code (C/C) [1, 2, 3]	Output Current Rating (ND)	Nominal HP (ND)	Rated Input Voltage	Enclosure Rating	Standard Drive Frame Size	Enclosure Material	Filter	Maximum Cabinet Dimensions			Max. Cabinet Weight [lbs]	Mounting Method	Manufacturer	UUT
								Width [in]	Height [in]	Depth [in]				
HV35UB001ABX	1.2	1/6	Single Phase 240V	IP20, Open	1	Plastic	No Filter	2.68	5.05	2.99	1.1	Rigid and Flexible Wall Mount	Yaskawa	Extrapolated
HV35UB002ABX	1.9	¼	Single Phase 240V	IP20, Open	1	Plastic	No Filter	2.68	5.05	2.99	1.1			Extrapolated
HV35U2001ABX	1.2	1/6	3-Phase 240V	IP20, Open	1	Plastic	No Filter	2.68	5.05	2.99	1.1			Extrapolated
HV35U2002ABX	1.9	¼	3-Phase 240V	IP20, Open	1	Plastic	No Filter	2.68	5.05	2.99	1.1			Extrapolated
HV35U2004ABX	3.5	¾	3-Phase 240V	IP20, Open	1	Plastic	No Filter	2.68	5.05	4.65	1.8			Extrapolated
HV35UB004ABX	3.5	¾	Single Phase 240V	IP20, Open	1	Plastic	No Filter	2.68	5.05	4.25	1.8			Extrapolated
HV35U2006ABX	6	1.5	3-Phase 240V	IP20, Open	1	Plastic	No Filter	2.68	5.05	5.04	2.0			Extrapolated
HV35U4001ABX	1.2	½	480V	IP20, Open	2	Plastic	No Filter	4.27	5.04	3.19	1.8			Extrapolated
HV35U4002ABX	2.1	1	480V	IP20, Open	2	Plastic	No Filter	4.27	5.04	3.90	2.0			Extrapolated
HV35UB006ABX	6	1.5	Single Phase 240V	IP20, Open	2	Plastic	No Filter	4.27	5.04	5.41	3.3			Extrapolated
HV35UB010ABX	9.6	3	Single Phase 240V	IP20, Open	2	Plastic	No Filter	4.27	5.04	6.06	3.3			Extrapolated
HV35U2010ABX	9.6	3	3-Phase 240V	IP20, Open	2	Plastic	No Filter	4.27	5.04	5.08	3.3			Extrapolated
HV35U2012ABX	12.2	4	3-Phase 240V	IP20, Open	2	Plastic	No Filter	4.27	5.04	5.41	3.3			Extrapolated
HV35U4004ABX	4.1	2	480V	IP20, Open	2	Plastic	No Filter	4.27	5.04	5.41	3.3			Extrapolated
HV35U4005ABX	5.4	3	480V	IP20, Open	2	Plastic	No Filter	4.27	5.04	6.06	3.3			Extrapolated
HV35U4007ABX	7.1	4	480V	IP20, Open	2	Plastic	No Filter	4.27	5.04	6.06	3.3			Extrapolated
HV35U4009ABX	8.9	5	480V	IP20, Open	2	Plastic	No Filter	4.27	5.04	6.06	3.3			Extrapolated
HV35U2021ABX	21	7.5	3-Phase 240V	IP20, Open	3	Plastic	No Filter	5.53	5.05	5.63	4.4			Extrapolated
HV35U4012ABX	11.9	7.5	480V	IP20, Open	3	Plastic	No Filter	5.53	5.05	5.63	4.4			Extrapolated
HV35UB012ABX	12.2	3	Single Phase 240V	IP20, Open	3	Plastic	No Filter	5.53	5.05	6.42	4.6			Extrapolated
HV35UB018ABX	17.6 (HD)	5 (HD)	Single Phase 240V	IP20, Open	4	Plastic	No Filter	6.69	5.04	7.09	6.4			Extrapolated
HV35U4018ABX	17.5	10	480V	IP20, Open	5	Plastic	No Filter	5.51	10.24	5.51	6.6			Extrapolated
HV35U4023ABX	23.4	15	480V	IP20, Open	5	Plastic	No Filter	5.51	10.24	5.51	7.1			Extrapolated
HV35U2030ABX	30	10	3-Phase 240V	IP20, Open	5	Plastic	No Filter	5.51	10.24	5.51	7.5			Extrapolated
HV35U2042ABX	42	15	3-Phase 240V	IP20, Open	5	Plastic	No Filter	5.51	10.24	5.51	7.9			Similar to UUT-12a,b
HV35U4031ABX	31	20	480V	IP20, Open	6	Plastic	No Filter	7.09	11.81	5.63	10.1			Interpolated
HV35U4038ABX	38	25	480V	IP20, Open	6	Plastic	No Filter	7.09	11.81	5.63	10.6			Interpolated
HV35U2056ABX	56	20	3-Phase 240V	IP20, Open	6	Plastic	No Filter	7.09	11.81	5.63	12.1			Interpolated
HV35U4044ABX	44	30	480V	IP20, Open	8	Plastic	No Filter	7.48	13.78	8.03	14.3			Interpolated
HV35U4060ABX	60	40	480V	IP20, Open	8	Plastic	No Filter	7.48	13.78	8.03	14.3			Similar to UUT-13a,b
HV35U2070ABX	70	25	3-Phase 240V	IP20, Open	7	Plastic	No Filter	8.66	13.78	7.36	16.5			Interpolated
HV35U2082ABX	82	30	3-Phase 240V	IP20, Open	7	Plastic	No Filter	8.66	13.78	7.36	17.6			Interpolated

Notes:

1) Models listed in this table are identical to those listed in Table 9; only the software and branding is different for serving different industry application

2) These models are stand alone drives

3) X denotes A or M, refer to Figure 3

Table 10 – GA5 VFDs (Industrial AC Drives, IP20, Open Type Enclosure w/EMC Filter)

Catalog Code (C/C) [1, 2]	Output Current Rating (ND)	Nominal HP (ND)	Rated Input Voltage	Enclosure Rating	Standard Drive Frame Size	Enclosure Material	Filter	Maximum Cabinet Dimensions [3]			Max. Cabinet Weight [lbs]	Mounting Method	Manufacturer	UUT
								Width [in]	Height [in]	Depth [in]				
GA50UB001EBX	1.2	1/6	Single Phase 240V	IP20, Open	1	Plastic	With Filter	2.68	5.05	4.57	1.5	Rigid and Flexible Wall Mount	Yaskawa	Extrapolated
GA50UB002EBX	1.9	¼	Single Phase 240V	IP20, Open	1	Plastic	With Filter	2.68	5.05	4.57	1.5			Extrapolated
GA50U2001EBX	1.2	1/6	3-Phase 240V	IP20, Open	1	Plastic	With Filter	2.68	5.05	4.57	1.5			Extrapolated
GA50U2002EBX	1.9	¼	3-Phase 240V	IP20, Open	1	Plastic	With Filter	2.68	5.05	4.57	1.5			Extrapolated
GA50U2004EBX	3.5	¾	3-Phase 240V	IP20, Open	1	Plastic	With Filter	2.68	5.05	5.83	2.0			Extrapolated
GA50UB004EBX	3.5	¾	Single Phase 240V	IP20, Open	1	Plastic	With Filter	2.68	5.05	6.22	2.2			Extrapolated
GA50U2006EBX	6	1.5	3-Phase 240V	IP20, Open	1	Plastic	With Filter	2.68	5.05	6.61	2.4			Extrapolated
GA50U4001EBX	1.2	½	480V	IP20, Open	2	Plastic	With Filter	4.27	5.04	4.96	3.1			Extrapolated
GA50U4002EBX	2.1	1	480V	IP20, Open	2	Plastic	With Filter	4.27	5.04	5.67	3.3			Extrapolated
GA50U2010EBX	9.6	3	3-Phase 240V	IP20, Open	2	Plastic	With Filter	4.27	5.04	6.85	3.5			Extrapolated
GA50U2012EBX	12.2	4	3-Phase 240V	IP20, Open	2	Plastic	With Filter	4.27	5.04	7.19	3.5			Extrapolated
GA50UB006EBX	6	1.5	Single Phase 240V	IP20, Open	2	Plastic	With Filter	4.27	5.04	7.19	4.0			Extrapolated
GA50UB010EBX	9.6	3	Single Phase 240V	IP20, Open	2	Plastic	With Filter	4.27	5.04	7.83	4.0			Extrapolated
GA50U4004EBX	4.1	2	480V	IP20, Open	2	Plastic	With Filter	4.27	5.04	7.19	4.2			Extrapolated
GA50U4005EBX	5.4	3	480V	IP20, Open	2	Plastic	With Filter	4.27	5.04	7.83	4.2			Extrapolated
GA50U4007EBX	7.1	4	480V	IP20, Open	2	Plastic	With Filter	4.27	5.04	7.83	4.2			Extrapolated
GA50U4009EBX	8.9	5	480V	IP20, Open	2	Plastic	With Filter	4.27	5.04	7.83	4.2			Extrapolated
GA50U2021EBX	21	7.5	3-Phase 240V	IP20, Open	3	Plastic	With Filter	5.53	5.05	7.60	5.3			Extrapolated
GA50U4012EBX	11.9	7.5	480V	IP20, Open	3	Plastic	With Filter	5.53	5.05	7.60	5.7			Extrapolated
GA50UB012EBX	12.2	3	Single Phase 240V	IP20, Open	3	Plastic	With Filter	5.53	5.05	7.99	6.0			Extrapolated
GA50U2030EBX	30	10	3-Phase 240V	IP20, Open	5	Plastic	With Filter	5.51	10.24	7.72	8.6			Extrapolated
GA50U4018EBX	17.5	10	480V	IP20, Open	5	Plastic	With Filter	5.51	10.24	7.72	8.6			Extrapolated
GA50U4023EBX	23.4	15	480V	IP20, Open	5	Plastic	With Filter	5.51	10.24	7.72	8.6			Extrapolated
GA50U2042EBX	42	15	3-Phase 240V	IP20, Open	5	Plastic	With Filter	5.51	10.24	7.72	9.0			Extrapolated
GA50U2042EBA	42	15	3-Phase 240V	IP20, Open	5	Plastic	With Filter	5.0	10.0	8.0	9.0			UUT-12a,b
GA50U4031EBX	31	20	480V	IP20, Open	6	Plastic	With Filter	7.09	11.81	7.72	12.1			Interpolated
GA50U4038EBX	38	25	480V	IP20, Open	6	Plastic	With Filter	7.09	11.81	7.72	12.1			Interpolated
GA50U2056EBX	56	20	3-Phase 240V	IP20, Open	6	Plastic	With Filter	7.09	11.81	7.72	13.2			Interpolated
GA50U4044EBX	44	30	480V	IP20, Open	8	Plastic	With Filter	7.48	13.78	9.88	17.6			Interpolated
GA50U2070EBX	70	25	3-Phase 240V	IP20, Open	7	Plastic	With Filter	8.66	13.78	8.50	18.7			Interpolated
GA50U4060EBX	60	40	480V	IP20, Open	8	Plastic	With Filter	7.48	13.78	9.88	19.0			Interpolated
GA50U4060EBA	60	40	480V	IP20, Open	8	Plastic	With Filter	7.0	13.0	11.0	19.0			UUT-13a,b
GA50U2082EBX	82	30	3-Phase 240V	IP20, Open	7	Plastic	With Filter	8.66	13.78	8.50	19.0			Extrapolated

Notes:

1) These models are stand alone drives

2) X denotes A or M, refer to Figure 3

3) UUT dimensions do not include protruding handles/switches/screens

Table 10A – HV3 VFDs (Comm. HVAC Drives, IP20, Open Type Enclosure w/EMC Filter)

Catalog Code (C/C) [1, 2]	Output Current Rating (ND)	Nominal HP (ND)	Rated Input Voltage	Enclosure Rating	Standard Drive Frame Size	Enclosure Material	Filter	Maximum Cabinet Dimensions [3]			Max. Cabinet Weight [lbs]	Mounting Method	Manufacturer	UUT
								Width [in]	Height [in]	Depth [in]				
HV35UB001EBX	1.2	1/6	Single Phase 240V	IP20, Open	1	Plastic	With Filter	2.68	5.05	4.57	1.5	Rigid and Flexible Wall Mount	Yaskawa	Extrapolated
HV35UB002EBX	1.9	¼	Single Phase 240V	IP20, Open	1	Plastic	With Filter	2.68	5.05	4.57	1.5			Extrapolated
HV35U2001EBX	1.2	1/6	3-Phase 240V	IP20, Open	1	Plastic	With Filter	2.68	5.05	4.57	1.5			Extrapolated
HV35U2002EBX	1.9	¼	3-Phase 240V	IP20, Open	1	Plastic	With Filter	2.68	5.05	4.57	1.5			Extrapolated
HV35U2004EBX	3.5	¾	3-Phase 240V	IP20, Open	1	Plastic	With Filter	2.68	5.05	5.83	2.0			Extrapolated
HV35UB004EBX	3.5	¾	Single Phase 240V	IP20, Open	1	Plastic	With Filter	2.68	5.05	6.22	2.2			Extrapolated
HV35U2006EBX	6	1.5	3-Phase 240V	IP20, Open	1	Plastic	With Filter	2.68	5.05	6.61	2.4			Extrapolated
HV35U4001EBX	1.2	½	480V	IP20, Open	2	Plastic	With Filter	4.27	5.04	4.96	3.1			Extrapolated
HV35U4002EBX	2.1	1	480V	IP20, Open	2	Plastic	With Filter	4.27	5.04	5.67	3.3			Extrapolated
HV35U2010EBX	9.6	3	3-Phase 240V	IP20, Open	2	Plastic	With Filter	4.27	5.04	6.85	3.5			Extrapolated
HV35U2012EBX	12.2	4	3-Phase 240V	IP20, Open	2	Plastic	With Filter	4.27	5.04	7.19	3.5			Extrapolated
HV35UB006EBX	6	1.5	Single Phase 240V	IP20, Open	2	Plastic	With Filter	4.27	5.04	7.19	4.0			Extrapolated
HV35UB010EBX	9.6	3	Single Phase 240V	IP20, Open	2	Plastic	With Filter	4.27	5.04	7.83	4.0			Extrapolated
HV35U4004EBX	4.1	2	480V	IP20, Open	2	Plastic	With Filter	4.27	5.04	7.19	4.2			Extrapolated
HV35U4005EBX	5.4	3	480V	IP20, Open	2	Plastic	With Filter	4.27	5.04	7.83	4.2			Extrapolated
HV35U4007EBX	7.1	4	480V	IP20, Open	2	Plastic	With Filter	4.27	5.04	7.83	4.2			Extrapolated
HV35U4009EBX	8.9	5	480V	IP20, Open	2	Plastic	With Filter	4.27	5.04	7.83	4.2			Extrapolated
HV35U2021EBX	21	7.5	3-Phase 240V	IP20, Open	3	Plastic	With Filter	5.53	5.05	7.60	5.3			Extrapolated
HV35U4012EBX	11.9	7.5	480V	IP20, Open	3	Plastic	With Filter	5.53	5.05	7.60	5.7			Extrapolated
HV35UB012EBX	12.2	3	Single Phase 240V	IP20, Open	3	Plastic	With Filter	5.53	5.05	7.99	6.0			Extrapolated
HV35U2030EBX	30	10	3-Phase 240V	IP20, Open	5	Plastic	With Filter	5.51	10.24	7.72	8.6			Extrapolated
HV35U4018EBX	17.5	10	480V	IP20, Open	5	Plastic	With Filter	5.51	10.24	7.72	8.6			Extrapolated
HV35U4023EBX	23.4	15	480V	IP20, Open	5	Plastic	With Filter	5.51	10.24	7.72	8.6			Extrapolated
HV35U2042EBX	42	15	3-Phase 240V	IP20, Open	5	Plastic	With Filter	5.0	10.0	8.0	9.0			Similar to UUT-12a,b
HV35U4031EBX	31	20	480V	IP20, Open	6	Plastic	With Filter	7.09	11.81	7.72	12.1			Interpolated
HV35U4038EBX	38	25	480V	IP20, Open	6	Plastic	With Filter	7.09	11.81	7.72	12.1			Interpolated
HV35U2056EBX	56	20	3-Phase 240V	IP20, Open	6	Plastic	With Filter	7.09	11.81	7.72	13.2			Interpolated
HV35U4044EBX	44	30	480V	IP20, Open	8	Plastic	With Filter	7.48	13.78	9.88	17.6			Interpolated
HV35U2070EBX	70	25	3-Phase 240V	IP20, Open	7	Plastic	With Filter	8.66	13.78	8.50	18.7			Interpolated
HV35U4060EBX	60	40	480V	IP20, Open	8	Plastic	With Filter	7.0	13.0	11.00	19.0			Similar to UUT-13a,b
HV35U2082EBX	82	30	3-Phase 240V	IP20, Open	7	Plastic	With Filter	8.66	13.78	8.50	19.0			Extrapolated

Notes:

1) These models are stand alone drives

2) X denotes A or M, refer to Figure 3

3) Models listed in this table are identical to those listed in Table 10; only the software and branding is different for serving different industry application

REVIEWED FOR COMPLIANCE WITH THE CALIFORNIA BUILDING CODE

Table 11 – GA5 VFDs (Industrial AC Drives, IP20, NEMA Type 1 Enclosure)

Catalog Code (C/C) [1, 2]	Output Current Rating (ND)	Nominal HP (ND)	Rated Input Voltage	Enclosure Rating	Standard Drive Frame Size	Enclosure Material	Filter	Maximum Cabinet Dimensions [3]			Max. Cabinet Weight [lbs]	Mounting Method	Manufacturer	UUT
								Width [in]	Height [in]	Depth [in]				
GA50UB001ABX	1.2	1/6	Single Phase 240V	IP20, Type 1	1	Plastic	No Filter	2.68	6.22	2.99	1.5	Rigid and Flexible Wall Mount	Yaskawa	Extrapolated
GA50UB002ABX	1.9	¼	Single Phase 240V	IP20, Type 1	1	Plastic	No Filter	2.68	6.22	2.99	1.5			Extrapolated
GA50U2001ABX	1.2	1/6	3-Phase 240V	IP20, Type 1	1	Plastic	No Filter	2.68	6.22	2.99	1.5			Extrapolated
GA50U2002ABX	1.9	¼	3-Phase 240V	IP20, Type 1	1	Plastic	No Filter	2.68	6.22	2.99	1.5			Extrapolated
GA50U2004ABX	3.5	¾	3-Phase 240V	IP20, Type 1	1	Plastic	No Filter	2.68	6.22	4.25	2.1			Extrapolated
GA50UB004ABX	3.5	¾	Single Phase 240V	IP20, Type 1	1	Plastic	No Filter	2.68	6.22	4.65	2.2			Extrapolated
GA50U2006ABX	6	1.5	3-Phase 240V	IP20, Type 1	1	Plastic	No Filter	2.68	6.22	5.04	2.4			Extrapolated
GA50U4001ABX	1.2	½	480V	IP20, Type 1	2	Plastic	No Filter	4.27	6.26	3.19	2.3			Extrapolated
GA50U4002ABX	2.1	1	480V	IP20, Type 1	2	Plastic	No Filter	4.27	6.26	3.90	2.5			Extrapolated
GA50U4004ABX	4.1	2	480V	IP20, Type 1	2	Plastic	No Filter	4.27	6.26	5.41	3.9			Extrapolated
GA50U2010ABX	9.6	3	3-Phase 240V	IP20, Type 1	2	Plastic	No Filter	4.27	7.40	5.08	4.2			Extrapolated
GA50U2012ABX	12.2	4	3-Phase 240V	IP20, Type 1	2	Plastic	No Filter	4.27	7.40	5.41	4.2			Extrapolated
GA50UB006ABX	6	1.5	Single Phase 240V	IP20, Type 1	2	Plastic	No Filter	4.27	7.40	5.41	4.3			Extrapolated
GA50UB010ABX	9.6	3	Single Phase 240V	IP20, Type 1	2	Plastic	No Filter	4.27	7.40	6.06	4.4			Extrapolated
GA50U4005ABX	5.4	3	480V	IP20, Type 1	2	Plastic	No Filter	4.27	7.40	6.06	4.4			Extrapolated
GA50U4007ABX	7.1	4	480V	IP20, Type 1	2	Plastic	No Filter	4.27	7.40	6.06	4.4			Extrapolated
GA50U4009ABX	8.9	5	480V	IP20, Type 1	2	Plastic	No Filter	4.27	7.40	6.06	4.4			Extrapolated
GA50U2021ABX	21	7.5	3-Phase 240V	IP20, Type 1	3	Plastic	No Filter	5.53	7.40	5.63	5.5			Extrapolated
GA50U4012ABX	11.9	7.5	480V	IP20, Type 1	3	Plastic	No Filter	5.53	7.40	5.63	5.5			Extrapolated
GA50UB012ABX	12.2	3	Single Phase 240V	IP20, Type 1	3	Plastic	No Filter	5.53	7.40	6.42	5.7			Extrapolated
GA50UB018ABX	17.6 (HD)	5 (HD)	Single Phase 240V	IP20, Type 1	4	Plastic	No Filter	6.69	7.40	7.09	8.0			Extrapolated
GA50UB018ABA	17.6 (HD)	5 (HD)	Single Phase 240V	IP20, Type 1	4	Plastic	No Filter	7.0	7.0	7.0	8.0			UUT-14a,b
GA50U4018ABX	17.5	10	480V	IP20, Type 1	5	Plastic	No Filter	5.51	11.79	5.51	8.0			Interpolated
GA50U4023ABX	23.4	15	480V	IP20, Type 1	5	Plastic	No Filter	5.51	11.79	5.51	8.4			Interpolated
GA50U2030ABX	30	10	3-Phase 240V	IP20, Type 1	5	Plastic	No Filter	5.51	11.79	5.51	8.9			Interpolated
GA50U2042ABX	42	15	3-Phase 240V	IP20, Type 1	5	Plastic	No Filter	5.51	11.79	5.51	9.3			Interpolated
GA50U4031ABX	31	20	480V	IP20, Type 1	6	Plastic	No Filter	7.09	13.44	5.63	12.1			Interpolated
GA50U4038ABX	38	25	480V	IP20, Type 1	6	Plastic	No Filter	7.09	13.44	5.63	12.6			Interpolated
GA50U2056ABX	56	20	3-Phase 240V	IP20, Type 1	6	Plastic	No Filter	7.09	13.44	5.63	14.1			Interpolated
GA50U4044ABX	44	30	480V	IP20, Type 1	8	Plastic	No Filter	7.48	15.59	8.03	16.9			Interpolated
GA50U4060ABX	60	40	480V	IP20, Type 1	8	Plastic	No Filter	7.48	15.59	8.03	16.9			Interpolated
GA50U2070ABX	70	25	3-Phase 240V	IP20, Type 1	7	Plastic	No Filter	8.66	16.10	7.36	19.6			Interpolated
GA50U2082ABA	82	30	3-Phase 240V	IP20, Type 1	7	Plastic	No Filter	8.66	16.10	7.36	20.0			Interpolated
GA50U2082ABA	82	30	3-Phase 240V	IP20, Type 1	7	Plastic	No Filter	9.0	16.0	9.0	20.0			UUT-15a,b

Notes:

1) These models are stand alone drives

2) X denotes A or M, refer to Figure 3

3) UUT dimensions do not include protruding handles/switches/screens

Table 11A – HV3 VFDs (Comm. HVAC Drives, IP20, NEMA Type 1 Enclosure)

Catalog Code (C/C) [1, 2]	Output Current Rating (ND)	Nominal HP (ND)	Rated Input Voltage	Enclosure Rating	Standard Drive Frame Size	Enclosure Material	Filter	Maximum Cabinet Dimensions [3]			Max. Cabinet Weight [lbs]	Mounting Method	Manufacturer	UUT
								Width [in]	Height [in]	Depth [in]				
HV35UB001ABX	1.2	1/6	Single Phase 240V	IP20, Type 1	1	Plastic	No Filter	2.68	6.22	2.99	1.5	Rigid and Flexible Wall Mount	Yaskawa	Extrapolated
HV35UB002ABX	1.9	¼	Single Phase 240V	IP20, Type 1	1	Plastic	No Filter	2.68	6.22	2.99	1.5			Extrapolated
HV35U2001ABX	1.2	1/6	3-Phase 240V	IP20, Type 1	1	Plastic	No Filter	2.68	6.22	2.99	1.5			Extrapolated
HV35U2002ABX	1.9	¼	3-Phase 240V	IP20, Type 1	1	Plastic	No Filter	2.68	6.22	2.99	1.5			Extrapolated
HV35U2004ABX	3.5	¾	3-Phase 240V	IP20, Type 1	1	Plastic	No Filter	2.68	6.22	4.25	2.1			Extrapolated
HV35UB004ABX	3.5	¾	Single Phase 240V	IP20, Type 1	1	Plastic	No Filter	2.68	6.22	4.65	2.2			Extrapolated
HV35U2006ABX	6	1.5	3-Phase 240V	IP20, Type 1	1	Plastic	No Filter	2.68	6.22	5.04	2.4			Extrapolated
HV35U4001ABX	1.2	½	480V	IP20, Type 1	2	Plastic	No Filter	4.27	6.26	3.19	2.3			Extrapolated
HV35U4002ABX	2.1	1	480V	IP20, Type 1	2	Plastic	No Filter	4.27	6.26	3.90	2.5			Extrapolated
HV35U4004ABX	4.1	2	480V	IP20, Type 1	2	Plastic	No Filter	4.27	6.26	5.41	3.9			Extrapolated
HV35U2010ABX	9.6	3	3-Phase 240V	IP20, Type 1	2	Plastic	No Filter	4.27	7.40	5.08	4.2			Extrapolated
HV35U2012ABX	12.2	4	3-Phase 240V	IP20, Type 1	2	Plastic	No Filter	4.27	7.40	5.41	4.2			Extrapolated
HV35UB006ABX	6	1.5	Single Phase 240V	IP20, Type 1	2	Plastic	No Filter	4.27	7.40	5.41	4.3			Extrapolated
HV35UB010ABX	9.6	3	Single Phase 240V	IP20, Type 1	2	Plastic	No Filter	4.27	7.40	6.06	4.4			Extrapolated
HV35U4005ABX	5.4	3	480V	IP20, Type 1	2	Plastic	No Filter	4.27	7.40	6.06	4.4			Extrapolated
HV35U4007ABX	7.1	4	480V	IP20, Type 1	2	Plastic	No Filter	4.27	7.40	6.06	4.4			Extrapolated
HV35U4009ABX	8.9	5	480V	IP20, Type 1	2	Plastic	No Filter	4.27	7.40	6.06	4.4			Extrapolated
HV35U2021ABX	21	7.5	3-Phase 240V	IP20, Type 1	3	Plastic	No Filter	5.53	7.40	5.63	5.5			Extrapolated
HV35U4012ABX	11.9	7.5	480V	IP20, Type 1	3	Plastic	No Filter	5.53	7.40	5.63	5.5			Extrapolated
HV35UB012ABX	12.2	3	Single Phase 240V	IP20, Type 1	3	Plastic	No Filter	5.53	7.40	6.42	5.7			Extrapolated
HV35UB018ABX	17.6 (HD)	5 (HD)	Single Phase 240V	IP20, Type 1	4	Plastic	No Filter	7.0	7.0	7.0	8.0			Similar to UUT-14a,b
HV35U4018ABX	17.5	10	480V	IP20, Type 1	5	Plastic	No Filter	5.51	11.79	5.51	8.0			Interpolated
HV35U4023ABX	23.4	15	480V	IP20, Type 1	5	Plastic	No Filter	5.51	11.79	5.51	8.4			Interpolated
HV35U2030ABX	30	10	3-Phase 240V	IP20, Type 1	5	Plastic	No Filter	5.51	11.79	5.51	8.9			Interpolated
HV35U2042ABX	42	15	3-Phase 240V	IP20, Type 1	5	Plastic	No Filter	5.51	11.79	5.51	9.3			Interpolated
HV35U4031ABX	31	20	480V	IP20, Type 1	6	Plastic	No Filter	7.09	13.44	5.63	12.1			Interpolated
HV35U4038ABX	38	25	480V	IP20, Type 1	6	Plastic	No Filter	7.09	13.44	5.63	12.6			Interpolated
HV35U2056ABX	56	20	3-Phase 240V	IP20, Type 1	6	Plastic	No Filter	7.09	13.44	5.63	14.1			Interpolated
HV35U4044ABX	44	30	480V	IP20, Type 1	8	Plastic	No Filter	7.48	15.59	8.03	16.9			Interpolated
HV35U4060ABX	60	40	480V	IP20, Type 1	8	Plastic	No Filter	7.48	15.59	8.03	16.9			Interpolated
HV35U2070ABX	70	25	3-Phase 240V	IP20, Type 1	7	Plastic	No Filter	8.66	16.10	7.36	19.6			Interpolated
HV35U2082ABX	82	30	3-Phase 240V	IP20, Type 1	7	Plastic	No Filter	9.0	16.0	9.0	20.0			Similar to UUT-15a,b

Notes:

1) These models are stand alone drives

2) X denotes A or M, refer to Figure 3

3) Models listed in this table are identical to those listed in Table 11; only the software and branding is different for serving different industry application

Figure 1 - Model Number Designation for H6/F6/Q6/W6 Configured and Bypass Panels

Applies to CPT Tables 1, 2-2F

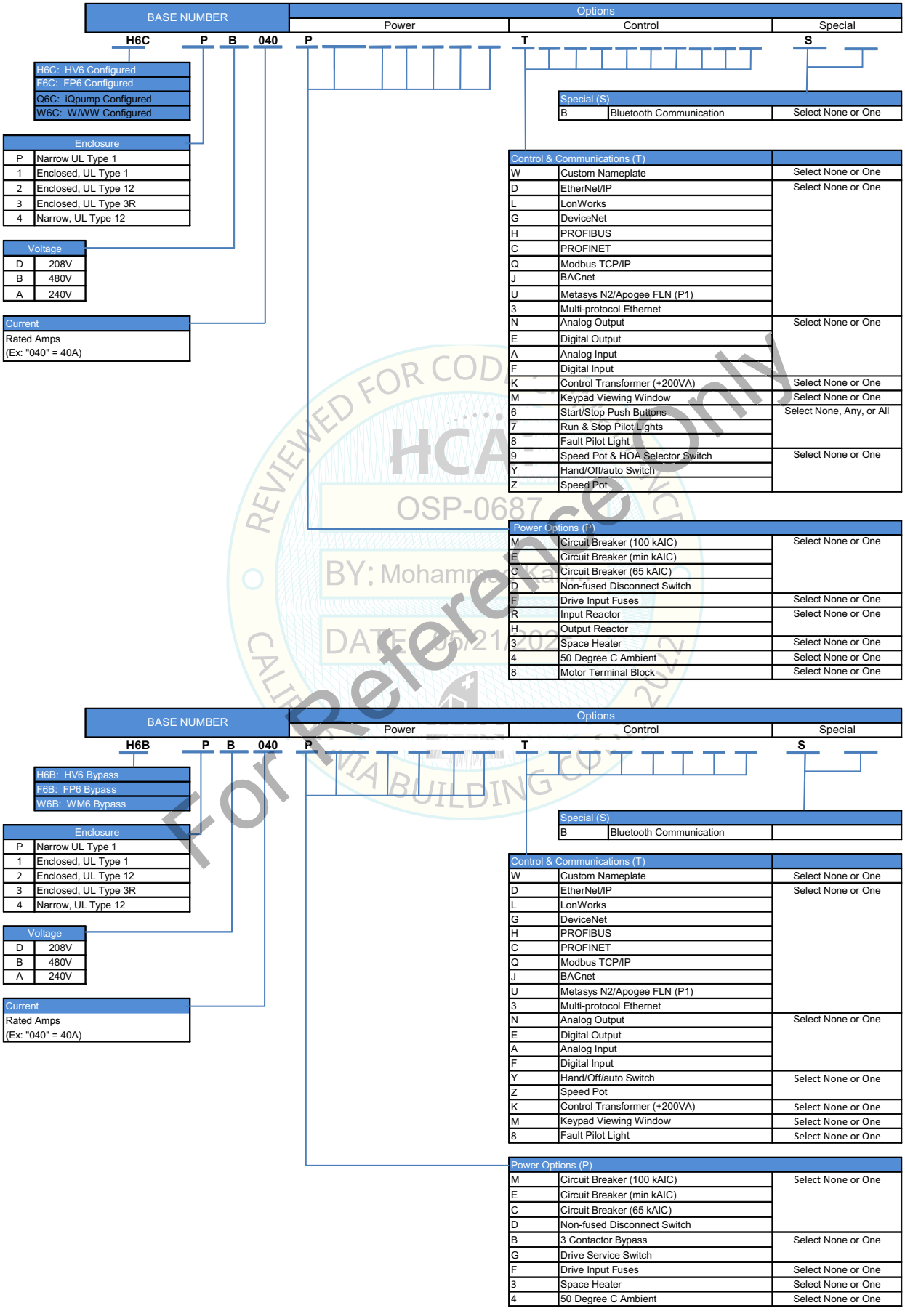

REVIEWED FOR CODE COMPLIANCE
HCAI
OSP-0687
BY: Mohamm
DATE: 05/21/2
CALIFORNIA BUILDING CODE
For Reference Only

Figure 2 - Catalog Code (C/C) Designation for HV6/FP6/WM6 and GA8 VFDs

Applies to CPT Tables 3 through 8

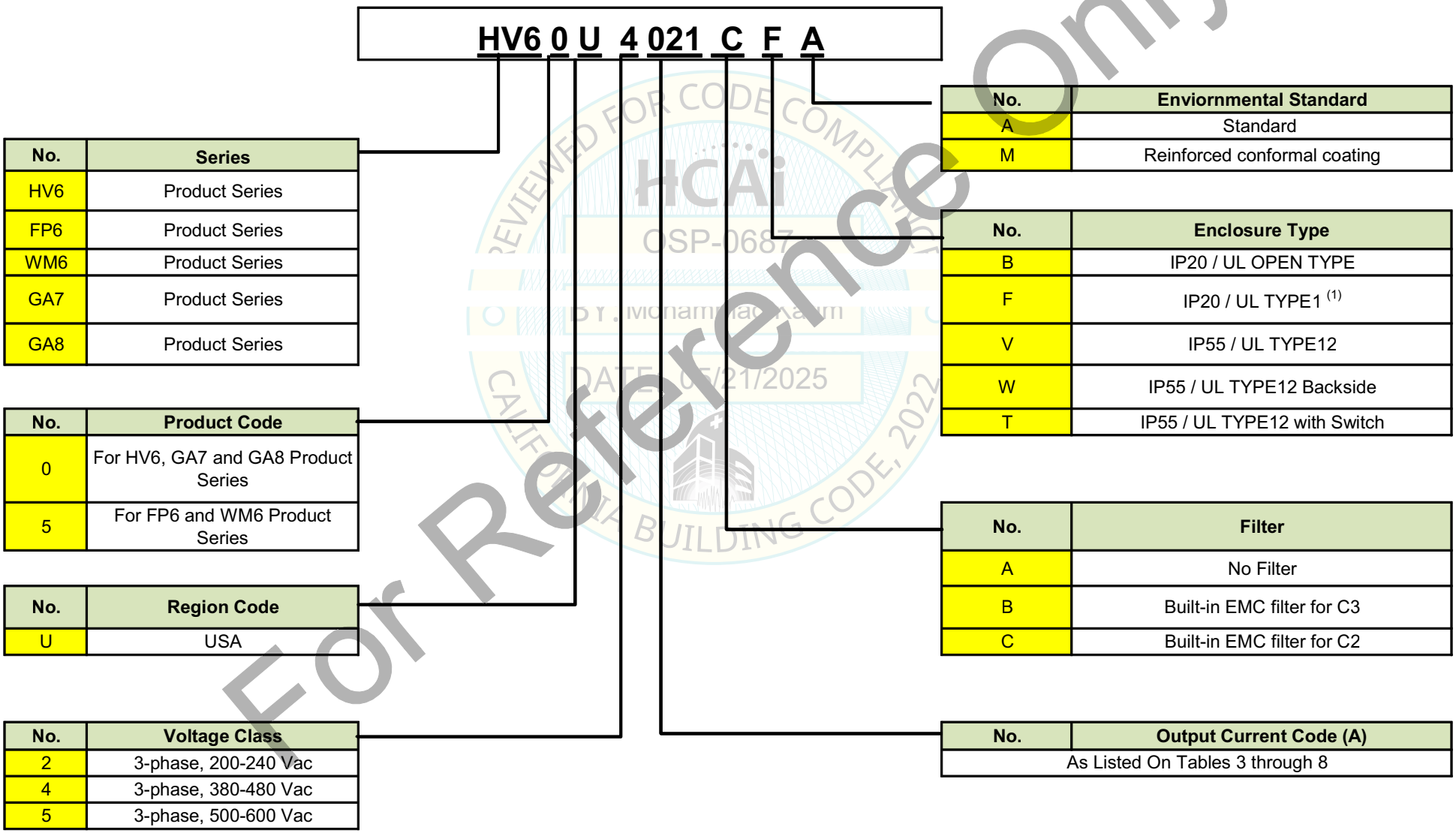

No.	Series
HV6	Product Series
FP6	Product Series
WM6	Product Series
GA7	Product Series
GA8	Product Series

No.	Product Code
0	For HV6, GA7 and GA8 Product Series
5	For FP6 and WM6 Product Series

No.	Region Code
U	USA

No.	Voltage Class
2	3-phase, 200-240 Vac
4	3-phase, 380-480 Vac
5	3-phase, 500-600 Vac

No.	Enviornmental Standard
A	Standard
M	Reinforced conformal coating

No.	Enclosure Type
B	IP20 / UL OPEN TYPE
F	IP20 / UL TYPE1 (1)
V	IP55 / UL TYPE12
W	IP55 / UL TYPE12 Backside
T	IP55 / UL TYPE12 with Switch

No.	Filter
A	No Filter
B	Built-in EMC filter for C3
C	Built-in EMC filter for C2

No.	Output Current Code (A)
As Listed On Tables 3 through 8	

For Reference Only

Notes:

(1) When a UL Type 1 kit is field installed the VFD catalog code will have a "B" designator assigned

(2) Conformal coatings and enhanced chemical resistivity features do not effect the seismic certification

Figure 3 - Catalog Code (C/C) Designation for GA5 and HV3 VFDs

Applies to CPT Tables 9 through 11A

GA5 0 U 4 004 A B A

No.	Series
GA5	Product Series
HV3	Product Series

No.	Product Code
0	For GA5 and HV3 Product Series

No.	Region Code
U	USA

No.	Voltage Class
B	Single-phase, 200-240 Vac
2	3-phase, 200-240 Vac
4	3-phase, 380-480 Vac

No.	Enviornmental Standard
A	Standard
M	Reinforced conformal coating
S	Vibration Proof

No.	Enclosure Type
B	IP20 / UL OPEN TYPE

No.	Filter
A	No Filter
E	Built-in EMC filter

No.	Output Current Code (A)
As Listed On Tables 9, 10 and 11	

Notes:

(1) Conformal coatings and enhanced chemical resistivity features do not effect the seismic certification

For Reference Only
REVIEWED FOR CODE COMPLIANCE
HCAi
OSP-0687
BY: Mohammad Karim
DATE: 05/21/2025
CALIFORNIA BUILDING CODE, 2022

Table 12 - Certified Subcomponents: HV3, GA5, GA7, GA8, HV6/FP6/WM6 VFD Type 1 Kit

Applicable Catalog Code (C/C) [1, 2, 3, 4]	Subcomponent Model No.	Weight [lbs]	Manufacturer	UUT
GA50UB001YYY, GA50UB002YYY, GA50U2001YYY thru GA50U2006YYY	ZBAA-GA50V1-1	<1	Yaskawa	Extrapolated
GA50UB004YYY	ZBAA-GA50V1-2	<1	Yaskawa	Extrapolated
GA50UB006YYY, GA50U2012YYY	ZBAA-GA50V2-1	1	Yaskawa	Extrapolated
GA50UB010YYY, GA50U4005YYY thru GA50U4009YYY	ZBAA-GA50V2-2	1.1	Yaskawa	Extrapolated
GA50U2008YYY, GA50U2010YYY	ZBAA-GA50V2-3	<1	Yaskawa	Extrapolated
GA50U4001YYY, GA50U4002YYY	ZBAA-GA50V2-4	<1	Yaskawa	Extrapolated
GA50U4004YYY	ZBAA-GA50V2-5	<1	Yaskawa	Extrapolated
GA50UB012YYY	ZBAA-GA50V3-1	1.1	Yaskawa	Extrapolated
GA50U2018YYY, GA50U2021YYY, GA50U4012YYY	ZBAA-GA50V3-2	1.1	Yaskawa	Extrapolated
GA50UB018YYY	ZBAA-GA50V4-1	1.6	Yaskawa	Extrapolated
GA50UB018ABA	ZBAA-GA50V4-1	1.6	Yaskawa	UUT-14a,b
GA50U2030YYY, GA50U2042YYY, GA50U4018YYY, GA50U4023YYY	ZBAA-GA50V5-1	1.4	Yaskawa	Interpolated
GA50U2056YYY, GA50U4031YYY, GA50U4038YYY	ZBAA-GA50V6-1	2	Yaskawa	Interpolated
GA50U4044YYY, GA50U4060YYY	ZBAA-GA50V8-1	2.6	Yaskawa	Interpolated
GA50U2070YYY, GA50U2082YYY	ZBAA-GA50V7-1	3.1	Yaskawa	Interpolated
GA50U2082ABA	ZBAA-GA50V7-1	3.1	Yaskawa	UUT-15a,b
XX6ZU2211YYY	900-192-121-009	18	Yaskawa	Interpolated
XX6ZU2273YYY	900-192-121-009	18	Yaskawa	Interpolated
XX6ZU4180YYY	900-192-121-009	18	Yaskawa	Interpolated
XX6ZU4240YYY	900-192-121-009	18	Yaskawa	Interpolated
XX6ZU2343YYY	900-192-121-010	20	Yaskawa	Interpolated
XX6ZU2396YYY	900-192-121-010	20	Yaskawa	Interpolated
XX6ZU4302YYY	900-192-121-010	20	Yaskawa	Interpolated
XX6ZU4361YYY	UUX001700	65	Yaskawa	Interpolated
XX6ZU4414YYY	UUX001700	65	Yaskawa	Interpolated
XX6ZU4477YYY	UUX001701	102	Yaskawa	Interpolated
XX6ZU4480YYY	UUX001701	102	Yaskawa	Interpolated
XX6ZU4515YYY	UUX001701	102	Yaskawa	Interpolated
XX6ZU4590YYY	UUX001701	102	Yaskawa	Interpolated
XX6ZU4720YYY	UUX001701	102	Yaskawa	Interpolated
GA*0U2257YYY	900-192-121-009	18	Yaskawa	Interpolated
GA*0U2313YYY	900-192-121-009	18	Yaskawa	Interpolated
GA*0U4208YYY	900-192-121-009	18	Yaskawa	Interpolated
GA*0U4250YYY	900-192-121-009	18	Yaskawa	Interpolated
GA*0U4302YYY	900-192-121-009	18	Yaskawa	Interpolated
GA*0U5125YYY	900-192-121-009	18	Yaskawa	Interpolated
GA*0U5144YYY	900-192-121-009	18	Yaskawa	Interpolated
GA*0U2360YYY	900-192-121-010	20	Yaskawa	Interpolated
GA*0U2415YYY	900-192-121-010	20	Yaskawa	Interpolated
GA*0U4302BYY	900-192-121-010	20	Yaskawa	Interpolated
GA*0U4371YYY	UUX001700	65	Yaskawa	Interpolated
GA*0U4414YYY	UUX001700	65	Yaskawa	Interpolated
GA*0U5192YYY	UUX001700	65	Yaskawa	Interpolated
GA*0U5242YYY	UUX001700	65	Yaskawa	Interpolated
GA*0U5289YYY	UUX001700	65	Yaskawa	Interpolated
GA*0U5382YYY	UUX001701	102	Yaskawa	Interpolated
GA*0U5412YYY	UUX001701	102	Yaskawa	Interpolated
GA*0U5472YYY	UUX001701	102	Yaskawa	Interpolated
GA*0U4477YYY	UUX001701	102	Yaskawa	Interpolated
GA*0U4568YYY	UUX001701	102	Yaskawa	Interpolated
GA*0U4605YYY	UUX001701	102	Yaskawa	Interpolated
GA*0U4675YYY	UUX001701	102	Yaskawa	Interpolated
GA*0U4720YYY	UUX001701	102	Yaskawa	Interpolated
GA80U4720AFM	UUX001701	102	Yaskawa	UUT-4a,b

Notes:

1) Refer to Figure 2 and 3 for details regarding YYY and Z
2) XX refers to HV or FP or WM
3) * refers to 7 or 8
4) GA5 catalog codes are also applicable to the HV3 catalog codes

REVIEWED FOR CODE COMPLIANCE
OSP-0687
By: Mohammad Karim
Date: 05/21/2025
CALIFORNIA BUILDING CODE 2025

Table 13 - Certified Subcomponents: GA5 and HV3 VFD LCD Keypad Mounting Kit

Applicable Catalog Code (C/C)	Subcomponent Model No.	Weight [lbs]	Manufacturer	UUT
All GA5 and HV3 models	JZSP-GA500	< 1	Yaskawa	UUT-13a,b

Table 14 - Certified Subcomponents: GA5 and HV3 VFD Option PCB Mounting Kit

Applicable Catalog Code (C/C)	Subcomponent Model No.	Weight [lbs]	Manufacturer	UUT
All GA5 and HV3 models	JOHB-GA50	< 1	Yaskawa	UUT-15a,b

Table 15 - Certified Subcomponents: VFD Communications PCB

Applicable Catalog Code (C/C)	Subcomponent Model No.[1,2]	Weight [lbs]	Manufacturer	UUT
All models	SI-EN3D-XX	< 1	Yaskawa	Extrapolated
All models	SI-EN3D	< 1	Yaskawa	UUT-8a,b
All models	SI-B3-XX	< 1	Yaskawa	Interpolated
All models	SI-C3-XX	< 1	Yaskawa	Interpolated
All models	SI-ES3-XX	< 1	Yaskawa	Interpolated
All models	SI-EM3-XX	< 1	Yaskawa	Interpolated
All models	SI-EM3D-XX	< 1	Yaskawa	Interpolated
All models	SI-EP3-XX	< 1	Yaskawa	Interpolated
All models	SI-J3-XX	< 1	Yaskawa	Interpolated
All models	SI-N3-XX	< 1	Yaskawa	Interpolated
All models	SI-P3-XX	< 1	Yaskawa	Interpolated
All models	SI-S3-XX	< 1	Yaskawa	Interpolated
All models	JOHB-SMP3-XX	< 1	Yaskawa	Interpolated
All models	SI-T3-XX	< 1	Yaskawa	Interpolated
All models	SI-W3-XX	< 1	Yaskawa	Interpolated
All models	SI-EN3-XX	< 1	Yaskawa	Interpolated
All models	SI-EN3	< 1	Yaskawa	UUT-1a,b, UUT-4a,b, UUT-15a,b, UUT-28a,b, UUT-29a,b

Notes:

1) Optional suffix XX where XX refers to any letter AA-ZZ denoting environmental rating (PCB coating) and revision level
2) All communications PCBs are the same form and fit, functionality/protocal is different

Table 16 - Certified Subcomponents: HV6/FP6/WM6, GA7, GA8 VFD I/O PCB

Applicable Catalog Code (C/C)	Subcomponent Model No.	Weight [lbs]	Manufacturer	UUT
All models	DO-A3	< 1	Yaskawa	Extrapolated
All models	DI-A3	< 1	Yaskawa	Extrapolated
All models	AI-A3	< 1	Yaskawa	Extrapolated
All models	AO-A3	< 1	Yaskawa	Extrapolated
All models	AO-A3	< 1	Yaskawa	UUT-4a,b

Notes:

1) All I/O PCBs are the same form and fit, functionality is different

Table 17 - Certified Subcomponents: Current Transformers

Manufacturer	Subcomponent Model No.	Rating [A]	Weight [lbs]	UUT
Dent Instruments	CT-HSC-020-U	20	< 1	Extrapolated
Dent Instruments	CT-HSC-050-U	50	< 1	UUT-8a,b, UUT-16, UUT-20, UUT-31a,b
Dent Instruments	CT-HMC-0100-U	100	< 1	UUT-24, UUT-32a,b
Dent Instruments	CT-HMC-0200-U	200	< 1	UUT-9a,b,c,d
Dent Instruments	CT-SCM-0400-U	400	< 1	UUT-17, UUT-21, UUT-25, UUT-35a,b

Table 18 - Certified Subcomponents: Circuit Breakers

Manufacturer	Subcomponent Model No.[1]	Rating [A]	Weight [lbs]	UUT
Schneider	HLL36015	15	4.8	Extrapolated
Schneider	HLL36020	20	4.8	Extrapolated
Schneider	HLL36025	25	4.8	UUT-33a,b
Schneider	HLL36030M71	30	4.8	Extrapolated
Schneider	HLL36030	30	4.8	Extrapolated
Schneider	HLL36035	35	4.8	UUT-16, UUT-20, UUT-31a,b
Schneider	HLL36040	40	4.8	Interpolated
Schneider	HLL36045	45	4.8	Interpolated
Schneider	HLL36050M72	50	4.8	UUT-8a,b
Schneider	HLL36050	50	4.8	Interpolated
Schneider	HLL36060	60	4.8	Interpolated
Schneider	HLL36070	70	4.8	Interpolated
Schneider	HLL36080	80	4.8	UUT-34a,b
Schneider	HLL36090	90	4.8	Interpolated
Schneider	HLL36100	100	4.8	Interpolated
Schneider	HLL36100M73	100	4.8	Interpolated
Schneider	HLL36110	110	4.8	UUT-32a,b
Schneider	HLL36125	125	4.8	Interpolated
Schneider	HLL36150M74	150	4.8	Interpolated
Schneider	HLL36150	150	4.8	UUT-9a,b
Schneider	HJL36015	15	4.1	Interpolated
Schneider	HJL36020	20	4.1	Interpolated
Schneider	HJL36025	25	4.1	Interpolated
Schneider	HJL36030	30	4.1	Interpolated
Schneider	HJL36035	35	5.8	Interpolated
Schneider	HJL36040	40	5.8	Interpolated
Schneider	HJL36045	45	4.1	Interpolated
Schneider	HJL36050	50	5.8	Interpolated
Schneider	HJL36060	60	5.8	Interpolated
Schneider	HJL36070	70	5.8	Interpolated
Schneider	HJL36080	80	5.8	Interpolated
Schneider	HJL36090	90	4.1	Interpolated
Schneider	HJL36100	100	5.8	Interpolated
Schneider	HJL36110	110	5.8	Interpolated
Schneider	HJL36125	125	5.8	Interpolated
Schneider	HJL36150	150	5.8	Interpolated
Schneider	HDL36015	15	4.1	Interpolated
Schneider	HDL36020	20	4.1	Interpolated
Schneider	HDL36025	25	4.1	Interpolated
Schneider	HDL36030	30	4.1	Interpolated
Schneider	HDL36035	35	4.1	Interpolated
Schneider	HDL36040	40	4.1	UUT-26
Schneider	HDL36045	45	4.1	Interpolated
Schneider	HDL36050	50	4.1	Interpolated
Schneider	HDL36060	60	4.2	Interpolated
Schneider	HDL36070	70	4.1	UUT-24
Schneider	HDL36080	80	4.1	Interpolated
Schneider	HDL36090	90	4.1	Interpolated
Schneider	HDL36100	100	4.1	Interpolated
Schneider	JDL36175	175	5.0	Interpolated
Schneider	JDL36200LY	200	5.0	Interpolated
Schneider	JJM36225	225	5.0	UUT-27
Schneider	JJM36250	250	5.0	Interpolated
Schneider	JLL36175	175	5	Interpolated
Schneider	JLL36200LY	200	6.5	Interpolated
Schneider	JLL36250M75	250	6.5	UUT-17, UUT-21, UUT-25, UUT-35a,b
Schneider	JLL36250	250	6.5	Interpolated
Schneider	JLM36225	225	5.0	Interpolated
Schneider	JLM36250	250	6.5	Interpolated
Schneider	LJM36400U31X	400	15	Interpolated
Schneider	LLM36400U31X	400	14.4	UUT-19

Notes:

1) Second character of CB P/N may contain any of the following letters, G, J, or L for interrupting rating. Third character of CB P/N may contain any of the following letters F, L, M, or P for termination type. CB P/N may be followed by any suffix (alphanumerical character) for accessory.

REVIEWED FOR CODE COMPLIANCE
HCAi
OSP-0687
BY: Mohammad Karim
DATE: 05/21/2025
CALIFORNIA BUILDING CODE 2022

Table 19 - Certified Subcomponents: Drive I/O & Bypass Contactors

Manufacturer	Subcomponent Model No.	Rating [A]	Weight [lbs]	UUT
Schneider	LC1D09G7	9	< 1	UUT-16, UUT-20
Schneider	LC1D12G7	12	< 1	Extrapolated
Schneider	LC1D18G7	18	< 1	UUT-8a,b, UUT-16,UUT-20, UUT-31a,b
Schneider	LC1D25G7	25	< 1	UUT-24
Schneider	LC1D32G7	32	< 1	Interpolated
Schneider	LC1D40AG7	40	3.1	UUT-24
Schneider	LC1D50AG7	50	3.1	Interpolated
Schneider	LC1D65AG7	65	3.1	UUT-32a,b
Schneider	LC1D80G7	80	3.5	UUT-9a,b,c,d
Schneider	LC1D150G7	150	5.5	UUT-17, UUT-21 UUT-25, UUT-35a,b
Schneider	LC1F185G7	185	10.3	UUT-17, UUT-21
Schneider	LC1F265G7	265	16.4	UUT-25
Schneider	LC1G115EHEN	210	7.7	UUT-35a,b
Schneider	LC1G150EHEN	230	7.7	Interpolated
Schneider	LC1G185EHEN	250	7.7	Interpolated
Schneider	LC1G225EHEN	290	7.7	Interpolated
Schneider	LC1G265EHEN	340	14.1	Interpolated
Schneider	LC1G330EHEN	390	14.1	Interpolated
Schneider	LC1G400EHEN	490	14.5	UUT-35a,b

Table 20 - Certified Subcomponents: Control Transformers

Manufacturer	Subcomponent Model No.	Rating [A]	Weight [lbs]	UUT
Schneider	9070TF100D3	100	3.9	UUT-8a,b
Schneider	9070TF100D1	100	3.9	UUT-9a,b,c,d, UUT-16,UUT-18 UUT-20, UUT-22,UUT-23, UUT-30, UUT-31a,b, UUT-32a,b
Schneider	9070TF150D1	150	5.4	Interpolated
Schneider	9070TF150D3	150	5.4	Interpolated
Schneider	9070TF300D1	300	8.9	UUT-17, UUT-21, UUT-35a,b
Schneider	9070TF300D3	300	8.9	UUT-19
Schneider	9070TF500D1	500	11.8	UUT-24, UUT-26
Schneider	9070TF500D3	500	11.8	Interpolated
Schneider	9070TF750D1	750	17.2	Interpolated
Schneider	9070TF750D3	750	17.2	UUT-27
Schneider	9070TF1000D1	1000	19.6	Interpolated
Schneider	9070TF1000D3	1000	19.6	Interpolated
Schneider	9070TF1500D1	1500	35.4	Interpolated
Schneider	9070TF1500D3	1500	35.4	UUT-25

Table 21 - Certified Subcomponents: Fuse Blocks

Manufacturer	Subcomponent Model No.	Rating [A]	Weight [lbs]	UUT
Bussmann	T60060-3CR	60	< 1	UUT-10a,b
Bussmann	T60100-3C	100	1.5	UUT-10a,b
Littelfuse	L60030C3SQ	30	< 1	UUT-10a,b, UUT-31a,b, UUT-33a,b
Littelfuse	LFT600603C	60	< 1	Interpolated
Littelfuse	LFJ60060-3C	60A	< 1	UUT-24,UUT-26
Littelfuse	LFT601003CS	100	1.6	UUT-32a,b
Littelfuse	LFJ601003CID	100	2.32	UUT-9a,b,c,d
Littelfuse	LFJ602003C	200	5.25	UUT-11a,b
Marathon	6CC30A3SQ	30	< 1	UUT-8, UUT-10a,b, UUT-16, UUT-22
Marathon	6CC30A1SQ	30	< 1	UUT-25
Mersen	61033T	100	1.5	UUT-11a,b, UUT-34a,b
Mersen	62033T	200	5.25	UUT-11a,b
Bussmann	1BS103	400A	1.3	UUT-17, UUT-21, UUT-25, UUT-27, UUT-35a,b
Bussmann	1BS104	600A	2.07	UUT-23, UUT-30a,b
Mar-Bal	R4225-A5	2.7kV	< 1	UUT-19
Marathon	R6J100A3S	100A	1.25	Extrapolated
Marathon	R6J30A3S	30A	< 1	UUT-20

OSP-0687 BY: Mohammad Karim

Table 22 - Certified Subcomponents: Drive Input Fuses

Manufacturer	Subcomponent Model No.	Rating [A]	Weight [lbs]	UUT
Bussmann	FNQ-R-2.5	2.5	< 1	Extrapolated
Bussmann	FNQ-R-3.5	3.5	< 1	Extrapolated
Bussmann	FNQ-R-4	4	< 1	Extrapolated
Bussmann	FNQ-R-5	5	< 1	Extrapolated
Bussmann	FNQ-R-6	6	< 1	Extrapolated
Bussmann	FNQ-R-8	8	< 1	Extrapolated
Bussmann	FNQ-R-10	10	< 1	UUT-25
Bussmann	FNQ-R-12	12	< 1	Extrapolated
Bussmann	FNQ-R-20	20	< 1	Extrapolated
Bussmann	FNQ-R-25	25	< 1	Extrapolated
Bussmann	FNQ-R-30	30	< 1	UUT-10a,b
Bussmann	JJS-80	80	< 1	UUT-32a,b, UUT-34a,b
Bussmann	JJS-100	100	< 1	UUT-11a,b
Bussmann	JJS-50	50	< 1	Interpolated
Bussmann	JJS-60	60	< 1	UUT-10a,b
Bussmann	JJS-125	125	< 1	Interpolated
Bussmann	JJS-175	175	< 1	UUT-11a,b
Bussmann	LPJ-90SP	90	< 1	Interpolated
Bussmann	LPJ-100SP	100	< 1	UUT-9a,b,c,d
Bussmann	LPJ-110SP	110	< 1	Interpolated
Bussmann	LPJ-125SP	125	< 1	Interpolated
Bussmann	LPJ-150SP	150	< 1	UUT-11a,b
Littelfuse	KLDR01.8	1.8	< 1	Extrapolated
Littelfuse	KLDR02.5	2.5	< 1	Extrapolated
Littelfuse	KLDR03.5	3.5	< 1	Extrapolated
Littelfuse	KLDR004	4	< 1	Extrapolated
Littelfuse	KLDR005	5	< 1	Extrapolated
Littelfuse	KLDR006	6	< 1	Extrapolated
Littelfuse	KLDR007	7	< 1	Extrapolated
Littelfuse	KLDR008	8	< 1	Extrapolated
Littelfuse	KLDR010	10	< 1	Extrapolated
Littelfuse	KLDR012	12	< 1	Extrapolated
Littelfuse	KLDR015	15	< 1	Extrapolated
Littelfuse	KLDR020	20	< 1	UUT-16, UUT-22, UUT-31a,b, UUT-33a,b
Littelfuse	KLDR025	25	< 1	Extrapolated
Littelfuse	KLDR030	30	< 1	UUT-8a,b, UUT-10a,b
Littelfuse	JLLS050	50	< 1	Interpolated
Littelfuse	JLLS060	60	< 1	Interpolated
Littelfuse	JLLS080	80	< 1	UUT-10a,b
Littelfuse	JLLS100	100	< 1	UUT-11a,b
Littelfuse	JLLS125	125	< 1	Interpolated
Littelfuse	JLLS175	175	< 1	Interpolated
Littelfuse	JTD1-8/10	1.8	< 1	Interpolated
Littelfuse	JTD2-1/2	2.5	< 1	Interpolated
Littelfuse	JTD3	3	< 1	Interpolated
Littelfuse	JTD4	4	< 1	Interpolated
Littelfuse	JTD5	5	< 1	Interpolated
Littelfuse	JTD6	6	< 1	Interpolated
Littelfuse	JTD8	8	< 1	Interpolated
Littelfuse	JTD9	9	< 1	Interpolated
Littelfuse	JTD12	12	< 1	Interpolated
Littelfuse	JTD15	15	< 1	Interpolated
Littelfuse	JTD20	20	< 1	UUT-20
Littelfuse	JTD30	30	< 1	Interpolated
Littelfuse	JTD35	35	< 1	Interpolated
Littelfuse	JTD40	40	< 1	Interpolated
Littelfuse	JTD45	45	< 1	UUT-24 UUT-26
Littelfuse	JTD50	50	< 1	Interpolated
Littelfuse	JTD60	60	< 1	Interpolated
Littelfuse	JTD70	70	< 1	Interpolated
Littelfuse	JTD80	80	< 1	Interpolated
Littelfuse	JTD090	90	< 1	Interpolated
Littelfuse	JTD100	100	< 1	Interpolated
Littelfuse	JTD110	110	< 1	Interpolated
Littelfuse	JTD125	125	< 1	Interpolated
Littelfuse	JTD150	150	< 1	UUT-11a,b
Bussmann	FWH-225A	225	0.57	Extrapolated
Bussmann	FWH-250A	250	0.57	Extrapolated
Bussmann	FWH-275A	275	0.57	UUT-25, UUT-27
Bussmann	FWH-325A	325	0.57	UUT-17, UUT-21, UUT-35a,b
Bussmann	FWH-500A	500	1.00	Interpolated
Bussmann	FWH-600A	600	1.00	UUT-23, UUT-30a,b
Bussmann	FWH-700A	700	2.14	Interpolated
Bussmann	FWH-800A	800	2.14	UUT-19

REVIEWED FOR CODE COMPLIANCE
HCAI
DATE: 05/21/2025
CALIFORNIA BUILDING CODE 2022

Table 23 - Certified Subcomponents: Terminal and Power Distribution Blocks

Manufacturer	Subcomponent Model No.	Rating [A]	Weight [lbs]	UUT
Cooper Bussman	NDN111A-WH-P (1)	90	< 1	UUT-16, UUT-20, UUT-24, UUT-26, UUT-32a,b
Cooper Bussman	NDN111A-WH	90	< 1	UUT-8a,b, UUT-31a,b
Cooper Bussman	16204-1	175	< 1	UUT-27
Cooper Bussman	16303-1	310	< 1	UUT-25, UUT-27
Cooper Bussman	16303-3	310	1.5	UUT-27
Cooper Bussman	16500-3	620	3.625	UUT-19
Mersen	MPDB63153	175	< 1	UUT-9a,b
Mersen	MPDB67003	310	2.375	UUT-27
Mersen	MPDB67523	360	2.375	UUT-25, UUT-35a,b
Marathon	6H12-TSCU-F	70	< 1	UUT-24, UUT-26
Marathon	1323572	175	< 1	UUT-9c,d
Marathon	1333126	310	1.125	UUT-17, UUT-21
Marathon	1423572	175	0.5	UUT-23, UUT-23
Marathon	6G38-TSKK-F	40	< 1	UUT-23, UUT-24, UUT-25, UUT-26, UUT-27
Phoenix	3044102	32	0.03	UUT-19, UUT-23, UUT-24,UUT-25, UUT-26, UUT-27

Notes:

1) This is a phillips head version of the NDN111A-WH model

Table 24 - Certified Subcomponents: Disconnect Switches

Manufacturer	Subcomponent Model No.	Rating [A]	Weight [lbs]	UUT
ABB	OT30F3	30	< 1	UUT-10a,b, UUT-18, UUT-22
ABB	OT60F3	60	< 1	Interpolated
ABB	OT100F3	100	< 1	Interpolated
ABB	OT200U12	200	3.5	UUT-11a,b
Schneider	V0	20	< 1	UUT-8a,b, UUT-16, UUT-20
Schneider	V3	45	1.1	Interpolated
Schneider	V4	63	1.1	Interpolated
Schneider	V5	100	2.0	Interpolated
Schneider	V6	115	2.0	UUT-9a,b
Schneider[1]	HLL36000S15	150	4.0	UUT-9c,d
Schneider[1]	JLL36000S25	150	5.3	Interpolated
Schneider[1]	JLL36000S17	175	5.0	Interpolated
Schneider[1]	JLL36000S25LY	250	5.0	Interpolated
Schneider[1]	JLM36000S25	250	5.0	Interpolated
Schneider[1]	LLL36000S40X	400	13.2	Interpolated
Schneider[1]	LLM36000S40X	400	14.9	UUT-23, UUT-30a,b

Notes:

1) Second character of CB P/N may contain any of the following letters, G, J, or L for interrupting rating. Third character of CB P/N may contain any of the following letters F, L, M, or P for termination type. CB P/N may be followed by any suffix (alphanumerical character) for accessory.

Table 25 - Certified Subcomponents: Bypass Control Board

Manufacturer	Subcomponent Model No.[1]	Rating [A]	Weight [lbs]	UUT
Yaskawa	UTC00130X	N/A	3.0	UUT-8a,b, UUT-9a,b,c,d, UUT-16, UUT-17, UUT-20, UUT-21, UUT-24, UUT-25, UUT-31a,b, UUT-32a,b, UUT-35a,b

Notes:

1) X denotes revision level 0 through 9

Table 26 - Certified Subcomponents: Bluetooth Communications (Operator)

Manufacturer	Subcomponent Model No.[1,2]	Rating [A]	Weight [lbs]	UUT
Yaskawa	JVOP-KPLCC04XYZ	N/A	< 1	Extrapolated
Yaskawa	JVOP-KPLCD04XYZ	N/A	< 1	Extrapolated
Yaskawa	JVOP-KPLCD04AEB	N/A	< 1	UUT-1a,b

Notes:

1) XYZ denotes any letter AAA through ZZZ (X refers to environmental rating, Y refers to design specification, Z refers to custom setting)

2) Operator versions have same form and fit, functionality if different

ICC-ES FOR CODE COMPLIANCE
OSP-0687
BY: Mohammad Kahn
DATE: 05/21/2025
CALIFORNIA BUILDING CODE 2022

Table 27 - Certified Subcomponents: Input or Output Reactor

Manufacturer	Model	Rating [A]	Weight [lbs]	UUT
MTE	RLW-01P605	1.6	1.6	Extrapolated
MTE	RLW-02P101	2.1	1.5	UUT-19
MTE	RLW-02P103	2.1	1.6	Interpolated
MTE	RLW-02P105	2.1	1.7	Interpolated
MTE	RLW-03P401	3.4	1.6	Interpolated
MTE	RLW-03P405	3.4	2.7	Interpolated
MTE	RLW-03P406	3.4	2.8	Interpolated
MTE	RLW-04P801	4.8	1.7	Interpolated
MTE	RLW-04P803	4.8	1.8	Interpolated
MTE	RLW-04P805	4.8	2.7	Interpolated
MTE	RLW-07P601	7.6	1.8	Interpolated
MTE	RLW-07P603	7.6	2.7	Interpolated
MTE	RLW-07P605	7.6	4.1	Interpolated
MTE	RLW-001101	11	2.7	Interpolated
MTE	RLW-001103	11	4.2	Interpolated
MTE	RLW-001105	11	5.3	Interpolated
MTE	RLW-001401	14	2.8	Interpolated
MTE	RLW-001403	14	4.3	Interpolated
MTE	RLW-002101	21	4.2	Interpolated
MTE	RLW-002103	21	7.2	Interpolated
MTE	RLW-002105	21	10.0	UUT-18
MTE	RLW-002801	28	5.1	Interpolated
MTE	RLW-002803	28	9.5	Interpolated
MTE	RLW-002805	28	10.4	Interpolated
MTE	RLW-003501	35	10.0	Interpolated
MTE	RLW-003503	35	13.0	UUT-26
MTE	RLW-003505	35	18.0	Interpolated
MTE	RLW-004601	46	13.0	Interpolated
MTE	RLW-004603	46	17.0	Interpolated
MTE	RLW-005501	55	18.0	Interpolated
MTE	RLW-005503	55	20.0	Interpolated
MTE	RLW-006501	65	18.0	Interpolated
MTE	RLW-006503	65	22.0	Interpolated
MTE	RLW-008301	83	19.0	Interpolated
MTE	RLW-008303	83	26.0	Interpolated
MTE	RLW-010401	104	22.0	Interpolated
MTE	RLW-010403	104	28.0	Interpolated
MTE	RLW-013001	130	26.0	Interpolated
MTE	RL-13002	130	43.0	Interpolated
MTE	RLW-013003	130	37.0	Interpolated
MTE	RLW-016001	160	34.0	Interpolated
MTE	RLW-016003	160	40.0	Interpolated
MTE	RLW-020001	200	34.0	UUT-27
MTE	RLW-020003	200	49.0	Interpolated
MTE	RLW-025001	250	35.0	Interpolated
MTE	RLW-025003	250	55.0	UUT-30a,b
MTE	RLW-032201	322	57.0	Interpolated
MTE	RLW-032203	322	76.0	Interpolated
MTE	RLW-041401	414	78.0	UUT-19

Table 28 - Certified Subcomponents: Cabinet Cooling Fans

Manufacturer	Model	Weight [lbs]	UUT
NMB	4715FS-12T-B50 (4" dia, 5 blade, plastic fan, 14.4W motor, alum casing)	1.21	UUT-16, UUT-17, UUT-18, UUT-19, UUT-20,UUT-22, UUT-23, UUT-24
NMB	5915PC-12T-B30-A00 (6" dia, 5 blade, plastic fan, 32.0W motor, alum casing)	1.76	UUT-19, UUT-21,UUT-23, UUT-24,UUT-25,UUT-26,UUT-27, UUT-30a,b, UUT-35a,b

Table 29 - Certified Subcomponents: Speed Pot

Manufacturer	Model	Weight [lbs]	UUT
Eaton	M22-R4K7	< 1	UUT-23

Table 30 - Certified Subcomponents: Control Switches/Pilot Lights

Manufacturer	Model	Weight [lbs]	UUT
Schneider	XB4BVG4	< 1	UUT-23
Schneider	ZB4BD3	< 1	UUT-23
Schneider	ZB4BA2	< 1	Interpolated
Schneider	ZB4BA4	< 1	UUT-23

Notes:
1. ZB4B* First character may contain Z or X. * indicates configuration of pilot light, pushbutton, or selector switch

Table 31 - Certified Subcomponents: Heater

Manufacturer	Model	Weight [lbs]	UUT
Pfannenberg	PFH-T 200	1.7	UUT-24, UUT-26
Pfannenberg	PFH-T 400	1.7	UUT-25, UUT-27

Table 32 - Certified Subcomponents: Window Kit

Manufacturer	Model	Weight [lbs]	UUT
Yaskawa	UCV00843-010201	9	UUT-25

REVIEWED FOR CODE COMPLIANCE
HCAI
OSP-0687
BY: Mohammad Karim
DATE: 05/21/2025
CALIFORNIA BUILDING CODES

UNIT UNDER TEST (UUT)
Summary Sheet

UUT-01a

Test Report: DCL 31439-2001

Model Line	Model Number	Manufacturer
HV6/FP6/WM6 IP20/NEMA Type 1 AC Drives	HV60U2075CFA	Yaskawa America, Inc.

Product Construction Summary

Drive Frame Size 4; Plastic Enclosure

Options / Subcomponent Summary

Communications PCB: Yaskawa ; Bluetooth Communicaitons: Yaskawa

UUT Properties

Weight [lbs]	Dimensions [in]			Lowest Nat. Freq. [Hz]		
	Length	Width	Height	F-B	S-S	V
52	10	10	21	N/A	N/A	N/A

UUT Highest Passed Seismic Run Information

Building Code	Test Criteria	S_{DS}	z/h	I_P	A_{FLX-H}	A_{RIG-H}	A_{FLX-V}	A_{RIG-V}
CBC 2022	ICC-ES AC156	2.00	1	1.50	3.20	2.40	-	-
		2.50	0	1.50	-	-	1.68	0.68

Test Mounting Details

UUT wall mounted to wall fixture using (4) 1/4" diameter Grade 5 bolts. Wall fixture rigidly mounted to shake table interface plate.

All units were filled with contents and maintained structural integrity and functionality after AC-156 test.

REVIEWED FOR CODE COMPLIANCE
OSP-0687
BY: Mohammad Karim
DATE: 05/21/2025

UNIT UNDER TEST (UUT)
Summary Sheet

UUT-01b

Test Report: DCL 31439-2001

Model Line	Model Number	Manufacturer
HV6/FP6/WM6 IP20/NEMA Type 1 AC Drives	HV60U2075CFA	Yaskawa America, Inc.

Product Construction Summary

Drive Frame Size 4; Plastic Enclosure

Options / Subcomponent Summary

Communications PCB: Yaskawa ; Bluetooth Communicaitons: Yaskawa

UUT Properties

Weight [lbs]	Dimensions [in]			Lowest Nat. Freq. [Hz]		
	Length	Width	Height	F-B	S-S	V
52	10	10	21	N/A	N/A	N/A

UUT Highest Passed Seismic Run Information

Building Code	Test Criteria	S_{DS}	z/h	I_P	A_{FLX-H}	A_{RIG-H}	A_{FLX-V}	A_{RIG-V}
CBC 2022	ICC-ES AC156	2.00	1	1.50	3.20	2.40	-	-
		2.50	0	1.50	-	-	1.68	0.68

Test Mounting Details

UUT wall mounted to wall fixture using (4) 1/4" diameter Grade 5 bolts. Wall fixture mounted to shake table interface plate using (4) VMC MSSH-1E-1700N spring isolators.

All units were filled with contents and maintained structural integrity and functionality after AC-156 test.

REVIEWED FOR CODE COMPLIANCE
ICC-ES
OSP-0687
BY Mohammad Karim
DATE: 05/21/2025

UNIT UNDER TEST (UUT)
Summary Sheet

UUT-02a

Test Report: DCL 31439-2001

Model Line	Model Number	Manufacturer
HV6/FP6/WM6 IP20/NEMA Type 1 AC Drives	HV60U4124CFA	Yaskawa America, Inc.

Product Construction Summary

Drive Frame Size 4; Plastic Enclosure

Options / Subcomponent Summary

N/A

UUT Properties

Weight [lbs]	Dimensions [in]			Lowest Nat. Freq. [Hz]		
	Length	Width	Height	F-B	S-S	V
68	10	10	21	N/A	N/A	N/A

UUT Highest Passed Seismic Run Information

Building Code	Test Criteria	S_{DS}	z/h	I_P	A_{FLX-H}	A_{RIG-H}	A_{FLX-V}	A_{RIG-V}
CBC 2022	ICC-ES AC156	2.00	1	1.50	3.20	2.40	-	-
		2.50	0	1.50	-	-	1.68	0.68

Test Mounting Details

UUT wall mounted to wall fixture using (4) 1/4" diameter Grade 5 bolts. Wall fixture rigidly mounted to shake table interface plate.

All units were filled with contents and maintained structural integrity and functionality after AC-156 test.

REVIEWED FOR CODE COMPLIANCE
ICC-ES
OSP-0687
BY: Mohammad Karim
DATE: 05/21/2025

UNIT UNDER TEST (UUT)
Summary Sheet

UUT-02b

Test Report: DCL 31439-2001

Model Line	Model Number	Manufacturer
HV6/FP6/WM6 IP20/NEMA Type 1 AC Drives	HV60U4124CFA	Yaskawa America, Inc.

Product Construction Summary

Drive Frame Size 4; Plastic Enclosure

Options / Subcomponent Summary

N/A

UUT Properties

Weight [lbs]	Dimensions [in]			Lowest Nat. Freq. [Hz]		
	Length	Width	Height	F-B	S-S	V
68	10	10	21	N/A	N/A	N/A

UUT Highest Passed Seismic Run Information

Building Code	Test Criteria	S_{DS}	z/h	I_P	A_{FLX-H}	A_{RIG-H}	A_{FLX-V}	A_{RIG-V}
CBC 2022	ICC-ES AC156	2.00	1	1.50	3.20	2.40	-	-
		2.50	0	1.50	-	-	1.68	0.68

Test Mounting Details

UUT wall mounted to wall fixture using (4) 1/4" diameter Grade 5 bolts. Wall fixture mounted to shake table interface plate with VMC MSSH-1E-1700N spring isolators.

All units were filled with contents and maintained structural integrity and functionality after AC-156 test.

REVIEWED FOR CODE COMPLIANCE
ICC-ES
OSP-0687
BY: Mohammad Karim
DATE: 05/21/2025

UNIT UNDER TEST (UUT)
Summary Sheet

UUT-03a

Test Report: DCL 31439-2001

Model Line	Model Number	Manufacturer
HV6/FP6/WM6 IP20/NEMA Type 1 AC Drives	HV60U4156CFA	Yaskawa America, Inc.

Product Construction Summary

Drive Frame Size 6; Carbon Steel Enclosure

Options / Subcomponent Summary

N/A

UUT Properties

Weight [lbs]	Dimensions [in]			Lowest Nat. Freq. [Hz]		
	Length	Width	Height	F-B	S-S	V
161	16	12	30	N/A	N/A	N/A

UUT Highest Passed Seismic Run Information

Building Code	Test Criteria	S_{DS}	z/h	I_P	A_{FLX-H}	A_{RIG-H}	A_{FLX-V}	A_{RIG-V}
CBC 2022	ICC-ES AC156	2.00	1	1.50	3.20	2.40	-	-
		2.50	0	1.50	-	-	1.68	0.68

Test Mounting Details

UUT wall mounted to wall fixture using (4) 3/8" diameter Grade 5 bolts. Wall fixture rigidly mounted to shake table interface plate.



All units were filled with contents and maintained structural integrity and functionality after AC-156 test.

REVIEWED FOR CODE COMPLIANCE
HCAI
OSP-0687
BY: Mohammad Karim
DATE: 05/21/2025

UNIT UNDER TEST (UUT)
Summary Sheet

UUT-03b

Test Report: DCL 31439-2001

Model Line	Model Number	Manufacturer
HV6/FP6/WM6 IP20/NEMA Type 1 AC Drives	HV60U4156CFA	Yaskawa America, Inc.

Product Construction Summary

Drive Frame Size 6; Carbon Steel Enclosure

Options / Subcomponent Summary

N/A

UUT Properties

Weight [lbs]	Dimensions [in]			Lowest Nat. Freq. [Hz]		
	Length	Width	Height	F-B	S-S	V
161	16	12	30	N/A	N/A	N/A

UUT Highest Passed Seismic Run Information

Building Code	Test Criteria	S_{DS}	z/h	I_P	A_{FLX-H}	A_{RIG-H}	A_{FLX-V}	A_{RIG-V}
CBC 2022	ICC-ES AC156	2.00	1	1.50	3.20	2.40	-	-
		2.50	0	1.50	-	-	1.68	0.68

Test Mounting Details

UUT wall mounted to wall fixture using (4) 3/8" diameter Grade 5 bolts. Wall fixture rigidly mounted to shake table interface plate using (4) VMC MSSH-1E-1700N spring isolators.



All units were filled with contents and maintained structural integrity and functionality after AC-156 test.

REVIEWED FOR CODE COMPLIANCE ICC-ES OSP-0687 BY Mohammad Karim DATE: 05/21/2025

UNIT UNDER TEST (UUT)
Summary Sheet

UUT-04a

Test Report: DCL 31439-2001

Model Line	Model Number	Manufacturer
GA7/GA8 IP20/NEMA Type 1 AC Drives	GA80U4720ABM	Yaskawa America, Inc.

Product Construction Summary

Drive Frame Size 11; Carbon Steel Enclosure

Options / Subcomponent Summary

Type 1 Kit: Yaskawa ; Communications PCB: Yaskawa ; I/O PCB: Yaskawa

UUT Properties

Weight [lbs]	Dimensions [in]			Lowest Nat. Freq. [Hz]		
	Length	Width	Height	F-B	S-S	V
540	19	20	70	N/A	N/A	N/A

UUT Highest Passed Seismic Run Information

Building Code	Test Criteria	S_{DS}	z/h	I_P	A_{FLX-H}	A_{RIG-H}	A_{FLX-V}	A_{RIG-V}
CBC 2022	ICC-ES AC156	2.00	1	1.50	3.20	2.40	-	-
		2.50	0	1.50	-	-	1.68	0.68

Test Mounting Details

UUT wall mounted to wall fixture using (5) 1/2" diameter Grade 5 bolts. Wall fixture rigidly mounted to shake table interface plate.

All units were filled with contents and maintained structural integrity and functionality after AC-156 test.

REVIEWED FOR CODE COMPLIANCE
HCAI
OSP-0687
BY: Mohammad Karim
DATE: 05/21/2025
CALIFORNIA

UNIT UNDER TEST (UUT)
Summary Sheet

UUT-04b

Test Report: DCL 31439-2001

Model Line	Model Number	Manufacturer
GA7/GA8 IP20/NEMA Type 1 AC Drives	GA80U4720ABM	Yaskawa America, Inc.

Product Construction Summary

Drive Frame Size 11; Carbon Steel Enclosure

Options / Subcomponent Summary

Type 1 Kit: Yaskawa ; Communications PCB: Yaskawa ; I/O PCB: Yaskawa

UUT Properties

Weight [lbs]	Dimensions [in]			Lowest Nat. Freq. [Hz]		
	Length	Width	Height	F-B	S-S	V
540	19	20	70	N/A	N/A	N/A

UUT Highest Passed Seismic Run Information

Building Code	Test Criteria	S_{DS}	z/h	I_P	A_{FLX-H}	A_{RIG-H}	A_{FLX-V}	A_{RIG-V}
CBC 2022	ICC-ES AC156	2.00	1	1.50	3.20	2.40	-	-
		2.50	0	1.50	-	-	1.68	0.68

Test Mounting Details

UUT wall mounted to wall fixture using (5) 1/2" diameter Grade 5 bolts. Wall fixture rigidly mounted to shake table interface plate using (4) VMC MSSH-1E-1700N spring isolators.

All units were filled with contents and maintained structural integrity and functionality after AC-156 test.

REVIEWED FOR CODE COMPLIANCE
ICC-ES
OSP-0687
BY: Mohammad Karim
DATE: 05/21/2025
CALIFORNIA BUILDING CODE, 2022

UNIT UNDER TEST (UUT)
Summary Sheet

UUT-05a

Test Report: DCL 31439-2001

Model Line	Model Number	Manufacturer
HV6/FP6/WM6 IP55/NEMA Type 12 AC Drives	HV60U2075CVA	Yaskawa America, Inc.

Product Construction Summary

Drive Frame Size 4; Plastic Enclosure

Options / Subcomponent Summary

N/A

UUT Properties

Weight [lbs]	Dimensions [in]			Lowest Nat. Freq. [Hz]		
	Length	Width	Height	F-B	S-S	V
52	10	10	21	N/A	N/A	N/A

UUT Highest Passed Seismic Run Information

Building Code	Test Criteria	S_{DS}	z/h	I_P	A_{FLX-H}	A_{RIG-H}	A_{FLX-V}	A_{RIG-V}
CBC 2022	ICC-ES AC156	2.00	1	1.50	3.20	2.40	-	-
		2.50	0	1.50	-	-	1.68	0.68

Test Mounting Details

UUT wall mounted to wall fixture using (4) 1/4" diameter Grade 5 bolts. Wall fixture rigidly mounted to shake table interface plate.

All units were filled with contents and maintained structural integrity and functionality after AC-156 test.

REVIEWED FOR CODE COMPLIANCE
ICC-ES
OSP-0687
BY: Mohammad Karim
DATE: 05/21/2025

UNIT UNDER TEST (UUT)
Summary Sheet

UUT-05b

Test Report: DCL 31439-2001

Model Line	Model Number	Manufacturer
HV6/FP6/WM6 IP55/NEMA Type 12 AC Drives	HV60U2075CVA	Yaskawa America, Inc.

Product Construction Summary

Drive Frame Size 4; Plastic Enclosure

Options / Subcomponent Summary

N/A

UUT Properties

Weight [lbs]	Dimensions [in]			Lowest Nat. Freq. [Hz]		
	Length	Width	Height	F-B	S-S	V
52	10	10	21	N/A	N/A	N/A

UUT Highest Passed Seismic Run Information

Building Code	Test Criteria	S_{DS}	z/h	I_P	A_{FLX-H}	A_{RIG-H}	A_{FLX-V}	A_{RIG-V}
CBC 2022	ICC-ES AC156	2.00	1	1.50	3.20	2.40	-	-
		2.50	0	1.50	-	-	1.68	0.68

Test Mounting Details

UUT wall mounted to wall fixture using (4) 1/4" diameter Grade 5 bolts. Wall fixture rigidly mounted to shake table interface plate using (4) VMC MSSH-1E-1700N spring isolators.

All units were filled with contents and maintained structural integrity and functionality after AC-156 test.

REVIEWED FOR CODE COMPLIANCE
ICC-ES
OSP-0687
BY: Mohammad Karim
DATE: 05/21/2025

UNIT UNDER TEST (UUT)
Summary Sheet

UUT-06a

Test Report: DCL 31439-2001

Model Line	Model Number	Manufacturer
HV6/FP6/WM6 IP55/NEMA Type 12 AC Drives	HV60U4124CTA	Yaskawa America, Inc.

Product Construction Summary

Drive Frame Size 4; Plastic Enclosure

Options / Subcomponent Summary

N/A

UUT Properties

Weight [lbs]	Dimensions [in]			Lowest Nat. Freq. [Hz]		
	Length	Width	Height	F-B	S-S	V
104	10	10	37	N/A	N/A	N/A

UUT Highest Passed Seismic Run Information

Building Code	Test Criteria	S_{DS}	z/h	I_P	A_{FLX-H}	A_{RIG-H}	A_{FLX-V}	A_{RIG-V}
CBC 2022	ICC-ES AC156	2.00	1	1.50	3.20	2.40	-	-
		2.50	0	1.50	-	-	1.68	0.68

Test Mounting Details

UUT wall mounted to wall fixture using (4) 1/4" diameter Grade 5 bolts. Wall fixture rigidly mounted to shake table interface plate.

All units were filled with contents and maintained structural integrity and functionality after AC-156 test.

REVIEWED FOR CODE COMPLIANCE
ICC-ES
OSP-0687
BY Mohammad Karim
DATE: 05/21/2025
CALIFORNIA BUILDING CODE, 2022

UNIT UNDER TEST (UUT)
Summary Sheet

UUT-06b

Test Report: DCL 31439-2001

Model Line	Model Number	Manufacturer
HV6/FP6/WM6 IP55/NEMA Type 12 AC Drives	HV60U4124CTA	Yaskawa America, Inc.

Product Construction Summary

Drive Frame Size 4; Plastic Enclosure

Options / Subcomponent Summary

N/A

UUT Properties

Weight [lbs]	Dimensions [in]			Lowest Nat. Freq. [Hz]		
	Length	Width	Height	F-B	S-S	V
104	10	10	37	N/A	N/A	N/A

UUT Highest Passed Seismic Run Information

Building Code	Test Criteria	S_{DS}	z/h	I_P	A_{FLX-H}	A_{RIG-H}	A_{FLX-V}	A_{RIG-V}
CBC 2022	ICC-ES AC156	2.00	1	1.50	3.20	2.40	-	-
		2.50	0	1.50	-	-	1.68	0.68

Test Mounting Details

UUT wall mounted to wall fixture using (4) 1/4" diameter Grade 5 bolts. Wall fixture rigidly mounted to shake table interface plate using (4) VMC MSSH-1E-1700N spring isolators.

All units were filled with contents and maintained structural integrity and functionality after AC-156 test.

REVIEWED FOR CODE COMPLIANCE
HCAI
OSP-0687
BY: Mohammad Karim
DATE: 05/21/2025
CALIFORNIA BUILDING CODE, 2022

UNIT UNDER TEST (UUT)
Summary Sheet

UUT-08a

Test Report: DCL 31439-2001

Model Line	Model Number	Manufacturer
H6/F6/W6 IP20/NEMA Type 1 Narrow Bypass Panels	H6BPD016PMGTWH	Yaskawa America, Inc.

Product Construction Summary

Cabinet Size W1; Carbon Steel Body with Plastic Front Cover

Options / Subcomponent Summary

VFD: Yaskawa ; Current Transformer: Dent Instruments ; Circuit Breaker: Schneider ; I/O and Bypass Contactor: Schneider ; Control Transformer: Schneider ; Fuse Block: Marathon ; Drive Input Fuse: Littelfuse ; Terminal and Power Distribution Blocks: Cooper Bussman ; Disconnect Switch: Schneider ; Bypass Control Board: Yaskawa ; Communications PCB: Yaskawa

UUT Properties

Weight [lbs]	Dimensions [in]			Lowest Nat. Freq. [Hz]		
	Length	Width	Height	F-B	S-S	V
48	13	6	42	N/A	N/A	N/A

UUT Highest Passed Seismic Run Information

Building Code	Test Criteria	S_{DS}	z/h	I_P	A_{FLX-H}	A_{RIG-H}	A_{FLX-V}	A_{RIG-V}
CBC 2022	ICC-ES AC156	2.00	1	1.50	3.20	2.40	-	-
		2.50	0	1.50	-	-	1.68	0.68

Test Mounting Details

UUT wall mounted to wall fixture using (4) 3/8" diameter Grade 5 bolts. Wall fixture rigidly mounted to shake table interface plate.

All units were filled with contents and maintained structural integrity and functionality after AC-156 test.

REVIEWED FOR CODE COMPLIANCE
ICC-ES
OSP-0687
BY: Mohammad Karim
DATE: 05/21/2025

UNIT UNDER TEST (UUT)
Summary Sheet

UUT-08b

Test Report: DCL 31439-2001

Model Line	Model Number	Manufacturer
H6/F6/W6 IP20/NEMA Type 1 Narrow Bypass Panels	H6BPD016PMGTWH	Yaskawa America, Inc.

Product Construction Summary

Cabinet Size W1; Carbon Steel Body with Plastic Front Cover

Options / Subcomponent Summary

VFD: Yaskawa ; Current Transformer: Dent Instruments ; Circuit Breaker: Schneider ; I/O and Bypass Contactor: Schneider ; Control Transformer: Schneider ; Fuse Block: Marathon ; Drive Input Fuse: Littelfuse ; Terminal and Power Distribution Blocks: Cooper Bussman ; Disconnect Switch: Schneider ; Bypass Control Board: Yaskawa ; Communications PCB: Yaskawa

UUT Properties

Weight [lbs]	Dimensions [in]			Lowest Nat. Freq. [Hz]		
	Length	Width	Height	F-B	S-S	V
48	13	6	42	N/A	N/A	N/A

UUT Highest Passed Seismic Run Information

Building Code	Test Criteria	S_{DS}	z/h	I_P	A_{FLX-H}	A_{RIG-H}	A_{FLX-V}	A_{RIG-V}
CBC 2022	ICC-ES AC156	2.00	1	1.50	3.20	2.40	-	-
		2.50	0	1.50	-	-	1.68	0.68

Test Mounting Details

UUT wall mounted to wall fixture using (4) 3/8" diameter Grade 5 bolts. Wall fixture rigidly mounted to shake table interface plate using (4) VMC MSSH-1E-1700N spring isolators.

All units were filled with contents and maintained structural integrity and functionality after AC-156 test.

REVIEWED FOR CODE COMPLIANCE ICC-ES OSP-0687 BY Mohammad Karim DATE: 05/21/2025 CALIFORNIA BUILDING CODE, 2022

UNIT UNDER TEST (UUT)
Summary Sheet

UUT-09a

Test Report: DCL 31439-2001

Model Line	Model Number	Manufacturer
H6/F6/W6 IP20/NEMA Type 1 Narrow Bypass Panels	H6BPB077PMGTWH	Yaskawa America, Inc.

Product Construction Summary

Cabinet Size W4; Carbon Steel Body with Plastic Front Cover

Options / Subcomponent Summary

VFD: Yaskawa ; Current Transformer: Dent Instruments ; Circuit Breaker: Schneider ; I/O and Bypass Contactor: Schneider ; Control Transformer: Schneider ; Fuse Block: Littelfuse ; Drive Input Fuse: Bussman ; Terminal and Power Distribution Blocks: Mersen ; Disconnect Switch: Schneider ; Bypass Control Board: Yaskawa

UUT Properties

Weight [lbs]	Dimensions [in]			Lowest Nat. Freq. [Hz]		
	Length	Width	Height	F-B	S-S	V
119	14	12	52	N/A	N/A	N/A

UUT Highest Passed Seismic Run Information

Building Code	Test Criteria	S_{DS}	z/h	I_P	A_{FLX-H}	A_{RIG-H}	A_{FLX-V}	A_{RIG-V}
CBC 2022	ICC-ES AC156	2.00	1	1.50	3.20	2.40	-	-
		2.50	0	1.50	-	-	1.68	0.68

Test Mounting Details

UUT wall mounted to wall fixture using (4) 3/8" diameter Grade 5 bolts. Wall fixture rigidly mounted to shake table interface plate.

All units were filled with contents and maintained structural integrity and functionality after AC-156 test.

REVIEWED FOR CODE COMPLIANCE
ICC-ES
OSP-0687
BY Mohammad Karim
DATE: 05/21/2025
CALIFORNIA BUILDING CODE, 2022

UNIT UNDER TEST (UUT)
Summary Sheet

UUT-09b

Test Report: DCL 31439-2001

Model Line	Model Number	Manufacturer
H6/F6/W6 IP20/NEMA Type 1 Narrow Bypass Panels	H6BPB077PMGTWH	Yaskawa America, Inc.

Product Construction Summary

Cabinet Size W4; Carbon Steel Body with Plastic Front Cover

Options / Subcomponent Summary

VFD: Yaskawa ; Current Transformer: Dent Instruments ; Circuit Breaker: Schneider ; I/O and Bypass Contactor: Schneider ; Control Transformer: Schneider ; Fuse Block: Littelfuse ; Drive Input Fuse: Bussman ; Terminal and Power Distribution Blocks: Mersen ; Disconnect Switch: Schneider ; Bypass Control Board: Yaskawa

UUT Properties

Weight [lbs]	Dimensions [in]			Lowest Nat. Freq. [Hz]		
	Length	Width	Height	F-B	S-S	V
119	14	12	52	N/A	N/A	N/A

UUT Highest Passed Seismic Run Information

Building Code	Test Criteria	S_{DS}	z/h	I_P	A_{FLX-H}	A_{RIG-H}	A_{FLX-V}	A_{RIG-V}
CBC 2022	ICC-ES AC156	2.00	1	1.50	3.20	2.40	-	-
		2.50	0	1.50	-	-	1.68	0.68

Test Mounting Details

UUT wall mounted to wall fixture using (4) 3/8" diameter Grade 5 bolts. Wall fixture rigidly mounted to shake table interface plate using (4) VMC MSSH-1E-1700N spring isolators.

All units were filled with contents and maintained structural integrity and functionality after AC-156 test.

REVIEWED FOR CODE COMPLIANCE ICC-ES OSP-0687 BY Mohammad Karim DATE: 05/21/2025 CALIFORNIA BUILDING CODE, 2022

UNIT UNDER TEST (UUT)
Summary Sheet

UUT-09c

Test Report: DCL 31439-2001

Model Line	Model Number	Manufacturer
H6/F6/W6 IP20/NEMA Type 1 Narrow Bypass Panels	H6BPB077PBTWH	Yaskawa America, Inc.

Product Construction Summary

Cabinet Size W4; Carbon Steel Body with Plastic Front Cover

Options / Subcomponent Summary

VFD: Yaskawa ; Current Transformer: Dent Instruments ; I/O and Bypass Contactor: Schneider ; Control Transformer: Schneider ; Fuse Block: Littelfuse ; Drive Input Fuse: Bussman ; Terminal and Power Distribution Blocks: Marathon ; Disconnect Switch: Schneider ; Bypass Control Board: Yaskawa

UUT Properties

Weight [lbs]	Dimensions [in]			Lowest Nat. Freq. [Hz]		
	Length	Width	Height	F-B	S-S	V
119	14	12	52	N/A	N/A	N/A

UUT Highest Passed Seismic Run Information

Building Code	Test Criteria	S_{DS}	z/h	I_P	A_{FLX-H}	A_{RIG-H}	A_{FLX-V}	A_{RIG-V}
CBC 2022	ICC-ES AC156	2.00	1	1.50	3.20	2.40	-	-
		2.50	0	1.50	-	-	1.68	0.68

Test Mounting Details

UUT wall mounted to wall fixture using (4) 3/8" diameter Grade 5 bolts. Wall fixture rigidly mounted to shake table interface plate.

All units were filled with contents and maintained structural integrity and functionality after AC-156 test.

REVIEWED FOR CODE COMPLIANCE
ICC-ES
OSP-0687
BY Mohammad Karim
DATE: 05/21/2025
CALIFORNIA BUILDING CODE, 2022

UNIT UNDER TEST (UUT)
Summary Sheet

UUT-09d

Test Report: DCL 31439-2001

Model Line	Model Number	Manufacturer
H6/F6/W6 IP20/NEMA Type 1 Narrow Bypass Panels	H6BPB077PBTWH	Yaskawa America, Inc.

Product Construction Summary

Cabinet Size W4; Carbon Steel Body with Plastic Front Cover

Options / Subcomponent Summary

VFD: Yaskawa ; Current Transformer: Dent Instruments ; I/O and Bypass Contactor: Schneider ; Control Transformer: Schneider ; Fuse Block: Littelfuse ; Drive Input Fuse: Bussman ; Terminal and Power Distribution Blocks: Marathon ; Disconnect Switch: Schneider ; Bypass Control Board: Yaskawa

UUT Properties

Weight [lbs]	Dimensions [in]			Lowest Nat. Freq. [Hz]		
	Length	Width	Height	F-B	S-S	V
119	14	12	52	N/A	N/A	N/A

UUT Highest Passed Seismic Run Information

Building Code	Test Criteria	S_{DS}	z/h	I_P	A_{FLX-H}	A_{RIG-H}	A_{FLX-V}	A_{RIG-V}
CBC 2022	ICC-ES AC156	2.00	1	1.50	3.20	2.40	-	-
		2.50	0	1.50	-	-	1.68	0.68

Test Mounting Details

UUT wall mounted to wall fixture using (4) 3/8" diameter Grade 5 bolts. Wall fixture rigidly mounted to shake table interface plate using (4) VMC MSSH-1E-1700N spring isolators.

All units were filled with contents and maintained structural integrity and functionality after AC-156 test.

REVIEWED FOR CODE COMPLIANCE ICC-ES OSP-0687 BY Mohammad Karim DATE: 05/21/2025 CALIFORNIA BUILDING CODE, 2022

UNIT UNDER TEST (UUT)
Summary Sheet

UUT-10a

Test Report: DCL 31439-2001

Model Line	Model Number	Manufacturer
H6/F6/Q6/W6 IP20/NEMA Type 1 Narrow Configured Panels	H6CPD016PFTWL	Yaskawa America, Inc.

Product Construction Summary

Cabinet Size W1; Carbon Steel Enclosure

Options / Subcomponent Summary

VFD: Yaskawa ; Fuse Block: Bussman ; Fuse Block: Littelfuse ; Drive Input Fuse: Bussman ; Drive Input Fuse: Littelfuse ; Disconnect Switch: ABB

UUT Properties

Weight [lbs]	Dimensions [in]			Lowest Nat. Freq. [Hz]		
	Length	Width	Height	F-B	S-S	V
35	12	6	33	N/A	N/A	N/A

UUT Highest Passed Seismic Run Information

Building Code	Test Criteria	S_{DS}	z/h	I_P	A_{FLX-H}	A_{RIG-H}	A_{FLX-V}	A_{RIG-V}
CBC 2022	ICC-ES AC156	2.00	1	1.50	3.20	2.40	-	-
		2.50	0	1.50	-	-	1.68	0.68

Test Mounting Details

UUT wall mounted to wall fixture using (4) 3/8" diameter Grade 5 bolts. Wall fixture rigidly mounted to shake table interface plate.

All units were filled with contents and maintained structural integrity and functionality after AC-156 test.

REVIEWED FOR CODE COMPLIANCE
ICC-ES
OSP-0687
BY: Mohammad Karim
DATE: 05/21/2025
CALIFORNIA BUILDING CODE, 2022

UNIT UNDER TEST (UUT)
Summary Sheet

UUT-10b

Test Report: DCL 31439-2001

Model Line	Model Number	Manufacturer
H6/F6/Q6/W6 IP20/NEMA Type 1 Narrow Configured Panels	H6CPD016PFTWL	Yaskawa America, Inc.

Product Construction Summary

Cabinet Size W1; Carbon Steel Enclosure

Options / Subcomponent Summary

VFD: Yaskawa ; Fuse Block: Bussman ; Fuse Block: Littelfuse ; Drive Input Fuse: Bussman ; Drive Input Fuse: Littelfuse ; Disconnect Switch: ABB

UUT Properties

Weight [lbs]	Dimensions [in]			Lowest Nat. Freq. [Hz]		
	Length	Width	Height	F-B	S-S	V
35	12	6	33	N/A	N/A	N/A

UUT Highest Passed Seismic Run Information

Building Code	Test Criteria	S_{DS}	z/h	I_P	A_{FLX-H}	A_{RIG-H}	A_{FLX-V}	A_{RIG-V}
CBC 2022	ICC-ES AC156	2.00	1	1.50	3.20	2.40	-	-
		2.50	0	1.50	-	-	1.68	0.68

Test Mounting Details

UUT wall mounted to wall fixture using (4) 3/8" diameter Grade 5 bolts. Wall fixture rigidly mounted to shake table interface plate using (4) VMC MSSH-1E-1700N spring isolators.

All units were filled with contents and maintained structural integrity and functionality after AC-156 test.

REVIEWED FOR CODE COMPLIANCE ICC-ES OSP-0687 BY Mohammad Karim DATE: 05/21/2025 CALIFORNIA BUILDING CODE, 2022

UNIT UNDER TEST (UUT)
Summary Sheet

UUT-11a

Test Report: DCL 31439-2001

Model Line	Model Number	Manufacturer
H6/F6/Q6/W6 IP20/NEMA Type 1 Narrow Configured Panels	H6CPB096PFTWL	Yaskawa America, Inc.

Product Construction Summary

Cabinet Size W4; Carbon Steel Enclosure

Options / Subcomponent Summary

VFD: Yaskawa ; Fuse Block: Littelfuse ; Fuse Block: Mersen ; Drive Input Fuse: Bussman ; Drive Input Fuse: Littelfuse ; Disconnect Switch: ABB

UUT Properties

Weight [lbs]	Dimensions [in]			Lowest Nat. Freq. [Hz]		
	Length	Width	Height	F-B	S-S	V
108	13	11	46	N/A	N/A	N/A

UUT Highest Passed Seismic Run Information

Building Code	Test Criteria	S_{DS}	z/h	I_P	A_{FLX-H}	A_{RIG-H}	A_{FLX-V}	A_{RIG-V}
CBC 2022	ICC-ES AC156	2.00	1	1.50	3.20	2.40	-	-
		2.50	0	1.50	-	-	1.68	0.68

Test Mounting Details

UUT wall mounted to wall fixture using (4) 3/8" diameter Grade 5 bolts. Wall fixture rigidly mounted to shake table interface plate.

All units were filled with contents and maintained structural integrity and functionality after AC-156 test.

REVIEWED FOR CODE COMPLIANCE
ICC-ES
OSP-0687
BY: Mohammad Karim
DATE: 05/21/2025
CALIFORNIA BUILDING CODE, 2022

UNIT UNDER TEST (UUT)
Summary Sheet

UUT-11b

Test Report: DCL 31439-2001

Model Line	Model Number	Manufacturer
H6/F6/Q6/W6 IP20/NEMA Type 1 Narrow Configured Panels	H6CPB096PFTWL	Yaskawa America, Inc.

Product Construction Summary

Cabinet Size W4; Carbon Steel Enclosure

Options / Subcomponent Summary

VFD: Yaskawa ; Fuse Block: Littelfuse ; Fuse Block: Mersen ; Drive Input Fuse: Bussman ; Drive Input Fuse: Littelfuse ; Disconnect Switch: ABB

UUT Properties

Weight [lbs]	Dimensions [in]			Lowest Nat. Freq. [Hz]		
	Length	Width	Height	F-B	S-S	V
108	13	11	46	N/A	N/A	N/A

UUT Highest Passed Seismic Run Information

Building Code	Test Criteria	S_{DS}	z/h	I_P	A_{FLX-H}	A_{RIG-H}	A_{FLX-V}	A_{RIG-V}
CBC 2022	ICC-ES AC156	2.00	1	1.50	3.20	2.40	-	-
		2.50	0	1.50	-	-	1.68	0.68

Test Mounting Details

UUT wall mounted to wall fixture using (4) 3/8" diameter Grade 5 bolts. Wall fixture rigidly mounted to shake table interface plate using (4) VMC MSSH-1E-1700N spring isolators.

All units were filled with contents and maintained structural integrity and functionality after AC-156 test.

REVIEWED FOR CODE COMPLIANCE ICC-ES OSP-0687 BY Mohammad Karim DATE: 05/21/2025

UNIT UNDER TEST (UUT)
Summary Sheet

UUT-12a

Test Report: DCL 31439-2001

Model Line	Model Number	Manufacturer
GA5 IP20/Open Type AC Drives	GA50U2042EBA	Yaskawa America, Inc.

Product Construction Summary

Drive Frame Size 5; Plastic Enclosure w/ EMC Filter

Options / Subcomponent Summary

N/A

UUT Properties

Weight [lbs]	Dimensions [in]			Lowest Nat. Freq. [Hz]		
	Length	Width	Height	F-B	S-S	V
9	8	5	10	N/A	N/A	N/A

UUT Highest Passed Seismic Run Information

Building Code	Test Criteria	S_{DS}	z/h	I_P	A_{FLX-H}	A_{RIG-H}	A_{FLX-V}	A_{RIG-V}
CBC 2022	ICC-ES AC156	2.00	1	1.50	3.20	2.40	-	-
		2.50	0	1.50	-	-	1.68	0.68

Test Mounting Details

UUT wall mounted to wall fixture using (4) M5 / #10 screws. Wall fixture rigidly mounted to shake table interface plate.

All units were filled with contents and maintained structural integrity and functionality after AC-156 test.

REVIEWED FOR CODE COMPLIANCE
ICC-ES
OSP-0687
BY: Mohammad Karim
DATE: 05/21/2025
CALIFORNIA BUILDING CODE, 2022

UNIT UNDER TEST (UUT)
Summary Sheet

UUT-12b

Test Report: DCL 31439-2001

Model Line	Model Number	Manufacturer
GA5 IP20/Open Type AC Drives	GA50U2042EBA	Yaskawa America, Inc.

Product Construction Summary

Drive Frame Size 5; Plastic Enclosure w/ EMC Filter

Options / Subcomponent Summary

N/A

UUT Properties

Weight [lbs]	Dimensions [in]			Lowest Nat. Freq. [Hz]		
	Length	Width	Height	F-B	S-S	V
9	8	5	10	N/A	N/A	N/A

UUT Highest Passed Seismic Run Information

Building Code	Test Criteria	S_{DS}	z/h	I_P	A_{FLX-H}	A_{RIG-H}	A_{FLX-V}	A_{RIG-V}
CBC 2022	ICC-ES AC156	2.00	1	1.50	3.20	2.40	-	-
		2.50	0	1.50	-	-	1.68	0.68

Test Mounting Details

UUT wall mounted to wall fixture using (4) M5 / #10 screws. Wall fixture rigidly mounted to shake table interface plate using (4) VMC MSSH-1E-1700N spring isolators.

All units were filled with contents and maintained structural integrity and functionality after AC-156 test.

REVIEWED FOR CODE COMPLIANCE ICC-ES OSP-0687 BY Mohammad Karim DATE: 05/21/2025 CALIFORNIA BUILDING CODE, 2022

UNIT UNDER TEST (UUT)
Summary Sheet

UUT-13a

Test Report: DCL 31439-2001

Model Line	Model Number	Manufacturer
GA5 IP20/Open Type AC Drives	GA50U4060EBA	Yaskawa America, Inc.

Product Construction Summary

Drive Frame Size 8; Plastic Enclosure w/ EMC Filter

Options / Subcomponent Summary

LCD Mounting Kit: Yaskawa

UUT Properties

Weight [lbs]	Dimensions [in]			Lowest Nat. Freq. [Hz]		
	Length	Width	Height	F-B	S-S	V
19	11	7	13	N/A	N/A	N/A

UUT Highest Passed Seismic Run Information

Building Code	Test Criteria	S_{DS}	z/h	I_P	A_{FLX-H}	A_{RIG-H}	A_{FLX-V}	A_{RIG-V}
CBC 2022	ICC-ES AC156	2.00	1	1.50	3.20	2.40	-	-
		2.50	0	1.50	-	-	1.68	0.68

Test Mounting Details

UUT wall mounted to wall fixture using (4) 1/4" diameter Grade 5 bolts. Wall fixture rigidly mounted to shake table interface plate.

All units were filled with contents and maintained structural integrity and functionality after AC-156 test.

REVIEWED FOR CODE COMPLIANCE
HCAI
OSP-0687
BY: Mohammad Karim
DATE: 05/21/2025
CALIFORNIA BUILDING CODE, 2022

UNIT UNDER TEST (UUT)
Summary Sheet

UUT-13b

Test Report: DCL 31439-2001

Model Line	Model Number	Manufacturer
GA5 IP20/Open Type AC Drives	GA50U4060EBA	Yaskawa America, Inc.

Product Construction Summary

Drive Frame Size 8; Plastic Enclosure w/ EMC Filter

Options / Subcomponent Summary

LCD Mounting Kit: Yaskawa

UUT Properties

Weight [lbs]	Dimensions [in]			Lowest Nat. Freq. [Hz]		
	Length	Width	Height	F-B	S-S	V
19	11	7	13	N/A	N/A	N/A

UUT Highest Passed Seismic Run Information

Building Code	Test Criteria	S_{DS}	z/h	I_P	A_{FLX-H}	A_{RIG-H}	A_{FLX-V}	A_{RIG-V}
CBC 2022	ICC-ES AC156	2.00	1	1.50	3.20	2.40	-	-
		2.50	0	1.50	-	-	1.68	0.68

Test Mounting Details

UUT wall mounted to wall fixture using (4) 1/4" diameter Grade 5 bolts. Wall fixture rigidly mounted to shake table interface plate using (4) VMC MSSH-1E-1700N spring isolators.

All units were filled with contents and maintained structural integrity and functionality after AC-156 test.

REVIEWED FOR CODE COMPLIANCE
ICC-ES
OSP-0687
BY: Mohammad Karim
DATE: 05/21/2025

UNIT UNDER TEST (UUT)
Summary Sheet

UUT-14a

Test Report: DCL 31439-2001

Model Line	Model Number	Manufacturer
GA5 IP20/NEMA Type 1 AC Drives	GA50UB018ABA	Yaskawa America, Inc.

Product Construction Summary

Drive Frame Size 4; Plastic Enclosure

Options / Subcomponent Summary

Type 1 Kit: Yaskawa

UUT Properties

Weight [lbs]	Dimensions [in]			Lowest Nat. Freq. [Hz]		
	Length	Width	Height	F-B	S-S	V
8	7	7	7	N/A	N/A	N/A

UUT Highest Passed Seismic Run Information

Building Code	Test Criteria	S_{DS}	z/h	I_P	A_{FLX-H}	A_{RIG-H}	A_{FLX-V}	A_{RIG-V}
CBC 2022	ICC-ES AC156	2.00	1	1.50	3.20	2.40	-	-
		2.50	0	1.50	-	-	1.68	0.68

Test Mounting Details

UUT wall mounted to wall fixture using (4) M5 / #10 screws. Wall fixture rigidly mounted to shake table interface plate.

All units were filled with contents and maintained structural integrity and functionality after AC-156 test.

REVIEWED FOR CODE COMPLIANCE
ICC-ES
OSP-0687
BY: Mohammad Karim
DATE: 05/21/2025
CALIFORNIA BUILDING CODE, 2022

UNIT UNDER TEST (UUT)
Summary Sheet

UUT-14b

Test Report: DCL 31439-2001

Model Line	Model Number	Manufacturer
GA5 IP20/NEMA Type 1 AC Drives	GA50UB018ABA	Yaskawa America, Inc.

Product Construction Summary

Drive Frame Size 4; Plastic Enclosure

Options / Subcomponent Summary

Type 1 Kit: Yaskawa

UUT Properties

Weight [lbs]	Dimensions [in]			Lowest Nat. Freq. [Hz]		
	Length	Width	Height	F-B	S-S	V
8	7	7	7	N/A	N/A	N/A

UUT Highest Passed Seismic Run Information

Building Code	Test Criteria	S_{DS}	z/h	I_P	A_{FLX-H}	A_{RIG-H}	A_{FLX-V}	A_{RIG-V}
CBC 2022	ICC-ES AC156	2.00	1	1.50	3.20	2.40	-	-
		2.50	0	1.50	-	-	1.68	0.68

Test Mounting Details

UUT wall mounted to wall fixture using (4) M5 / #10 screws. Wall fixture rigidly mounted to shake table interface plate using (4) VMC MSSH-1E-1700N spring isolators.

All units were filled with contents and maintained structural integrity and functionality after AC-156 test.

REVIEWED FOR CODE COMPLIANCE
ICC-ES
OSP-0687
BY Mohammad Karim
DATE: 05/21/2025
CALIFORNIA BUILDING CODE, 2022

UNIT UNDER TEST (UUT)
Summary Sheet

UUT-15a

Test Report: DCL 31439-2001

Model Line	Model Number	Manufacturer
GA5 IP20/NEMA Type 1 AC Drives	GA50U2082ABA	Yaskawa America, Inc.

Product Construction Summary

Drive Frame Size 7; Plastic Enclosure

Options / Subcomponent Summary

Type 1 Kit: Yaskawa ; PCB Mounting Kit: Yaskawa ; Communications PCB: Yaskawa

UUT Properties

Weight [lbs]	Dimensions [in]			Lowest Nat. Freq. [Hz]		
	Length	Width	Height	F-B	S-S	V
20	9	9	16	N/A	N/A	N/A

UUT Highest Passed Seismic Run Information

Building Code	Test Criteria	S_{DS}	z/h	I_P	A_{FLX-H}	A_{RIG-H}	A_{FLX-V}	A_{RIG-V}
CBC 2022	ICC-ES AC156	2.00	1	1.50	3.20	2.40	-	-
		2.50	0	1.50	-	-	1.68	0.68

Test Mounting Details

UUT wall mounted to wall fixture using (4) 1/4" diameter Grade 5 bolts. Wall fixture rigidly mounted to shake table interface plate.

All units were filled with contents and maintained structural integrity and functionality after AC-156 test.

REVIEWED FOR CODE COMPLIANCE
ICC-ES
OSP-0687
BY: Mohammad Karim
DATE: 05/21/2025

UNIT UNDER TEST (UUT)
Summary Sheet

UUT-15b

Test Report: DCL 31439-2001

Model Line	Model Number	Manufacturer
GA5 IP20/NEMA Type 1 AC Drives	GA50U2082ABA	Yaskawa America, Inc.

Product Construction Summary

Drive Frame Size 7; Plastic Enclosure

Options / Subcomponent Summary

Type 1 Kit: Yaskawa ; PCB Mounting Kit: Yaskawa ; Communications PCB: Yaskawa

UUT Properties

Weight [lbs]	Dimensions [in]			Lowest Nat. Freq. [Hz]		
	Length	Width	Height	F-B	S-S	V
20	9	9	16	N/A	N/A	N/A

UUT Highest Passed Seismic Run Information

Building Code	Test Criteria	S_{DS}	z/h	I_P	A_{FLX-H}	A_{RIG-H}	A_{FLX-V}	A_{RIG-V}
CBC 2022	ICC-ES AC156	2.00	1	1.50	3.20	2.40	-	-
		2.50	0	1.50	-	-	1.68	0.68

Test Mounting Details

UUT wall mounted to wall fixture using (4) 1/4" diameter Grade 5 bolts. Wall fixture rigidly mounted to shake table interface plate using (4) VMC MSSH-1E-1700N spring isolators.

All units were filled with contents and maintained structural integrity and functionality after AC-156 test.

REVIEWED FOR CODE COMPLIANCE
ICC-ES
OSP-0687
BY Mohammad Karim
DATE: 05/21/2025

UNIT UNDER TEST (UUT)
Summary Sheet

UUT-16a

Test Report: DCL 31578-2101

Model Line	Model Number	Manufacturer
H6/F6/W6 IP55/NEMA Type 12 Bypass Panels	H6B2B014PMFG	Yaskawa

Product Construction Summary

Cabinet Size W0; Carbon Steel Construction

Options / Subcomponent Summary

VFD: Yaskawa ; Current Transformer: Dent Instruments ; Circuit Breaker: Schneider ; Contactor: Schneider ; Control Transformer: Schneider ; Fuse Block: Marathon ; Drive Input Fuse: Littelfuse ; Distribution Blocks: Cooper Bussman ; Disconnect Switch: Schneider ; Bypass Control Board: Yaskawa ; Cooling Fan: NMB

UUT Properties

Weight [lbs]	Dimensions [in]			Lowest Nat. Freq. [Hz]		
	Length	Width	Height	F-B	S-S	V
100	17.0	18.3	27.1	N/A	N/A	N/A

UUT Highest Passed Seismic Run Information

Building Code	Test Criteria	S_{DS}	z/h	I_P	A_{FLX-H}	A_{RIG-H}	A_{FLX-V}	A_{RIG-V}
CBC 2022	ICC-ES AC156	2.00	1.0	1.5	3.20	2.40	-	-
		2.50	0.0	1.5	-	-	1.67	0.67

Test Mounting Details

UUT wall mounted directly to the wall fixture using (4) 3/8" diameter Grade 5 bolts. Wall fixture mounted directly to shake table.

All units were filled with contents and maintained structural integrity and functionality after AC-156 test.

REVIEWED FOR CODE COMPLIANCE
ICC-ES
OSP-0687
BY Mohammad Karim
DATE: 05/21/2025
CALIFORNIA BUILDING CODE, 2022

UNIT UNDER TEST (UUT)
Summary Sheet

UUT-16b

Test Report: DCL 31578-2101

Model Line	Model Number	Manufacturer
H6/F6/W6 IP55/NEMA Type 12 Bypass Panels	H6B2B014PMFG	Yaskawa

Product Construction Summary

Cabinet Size W0; Carbon Steel Construction

Options / Subcomponent Summary

VFD: Yaskawa ; Current Transformer: Dent Instruments ; Circuit Breaker: Schneider ; Contactor: Schneider ; Control Transformer: Schneider ; Fuse Block: Marathon ; Drive Input Fuse: Littelfuse ; Distribution Blocks: Cooper Bussman ; Disconnect Switch: Schneider ; Bypass Control Board: Yaskawa ; Cooling Fan: NMB

UUT Properties

Weight [lbs]	Dimensions [in]			Lowest Nat. Freq. [Hz]		
	Length	Width	Height	F-B	S-S	V
100	17.0	18.3	27.1	N/A	N/A	N/A

UUT Highest Passed Seismic Run Information

Building Code	Test Criteria	S_{DS}	z/h	I_P	A_{FLX-H}	A_{RIG-H}	A_{FLX-V}	A_{RIG-V}
CBC 2022	ICC-ES AC156	2.00	1.0	1.5	3.20	2.40	-	-
		2.50	0.0	1.5	-	-	1.67	0.67

Test Mounting Details

UUT wall mounted to the wall fixture using (4) 3/8" diameter Grade 5 bolts. The wall fixture was mounted to shake table using (4) VMC MSSH-1E-1700N spring isolators.

All units were filled with contents and maintained structural integrity and functionality after AC-156 test.

REVIEWED FOR CODE COMPLIANCE
ICC-ES
OSP-0687
BY Mohammad Kaim
DATE: 05/21/2025
CALIFORNIA BUILDING CODE, 2022

UNIT UNDER TEST (UUT)
Summary Sheet

UUT-17a

Test Report: DCL 31578-2101

Model Line	Model Number	Manufacturer
H6/F6/W6 IP55/NEMA Type 12 Bypass Panels	H6B2B156PMF	Yaskawa

Product Construction Summary

Cabinet Size W4; Carbon Steel Construction

Options / Subcomponent Summary

VFD: Yaskawa ; Current Transformer: Dent Instruments ; Circuit Breaker: Schneider ; Contactor: Schneider ; Control Transformer: Schneider ; Fuse Block: Bussman ; Drive Input Fuse: Bussman ; Distribution Blocks: Marathon ; Bypass Control Board: Yaskawa ; Cooling Fan: NMB

UUT Properties

Weight [lbs]	Dimensions [in]			Lowest Nat. Freq. [Hz]		
	Length	Width	Height	F-B	S-S	V
410	23.8	33.3	55.0	N/A	N/A	N/A

UUT Highest Passed Seismic Run Information

Building Code	Test Criteria	S_{DS}	z/h	I_P	A_{FLX-H}	A_{RIG-H}	A_{FLX-V}	A_{RIG-V}
CBC 2022	ICC-ES AC156	2.00	1.0	1.5	3.20	2.40	-	-
		2.50	0.0	1.5	-	-	1.67	0.67

Test Mounting Details

UUT wall mounted directly to the wall fixture using (4) 1/2" diameter Grade 5 bolts. Wall fixture mounted directly to shake table.

All units were filled with contents and maintained structural integrity and functionality after AC-156 test.

REVIEWED FOR CODE COMPLIANCE
HCAI
OSP-0687
BY: Mohammad Karim
DATE: 05/21/2025
CALIFORNIA BUILDING CODE, 2022

UNIT UNDER TEST (UUT)
Summary Sheet

UUT-17b

Test Report: DCL 31578-2101

Model Line	Model Number	Manufacturer
H6/F6/W6 IP55/NEMA Type 12 Bypass Panels	H6B2B156PMF	Yaskawa

Product Construction Summary

Cabinet Size W4; Carbon Steel Construction

Options / Subcomponent Summary

VFD: Yaskawa ; Current Transformer: Dent Instruments ; Circuit Breaker: Schneider ; Contactor: Schneider ; Control Transformer: Schneider ; Fuse Block: Bussman ; Drive Input Fuse: Bussman ; Distribution Blocks: Marathon ; Bypass Control Board: Yaskawa ; Cooling Fan: NMB

UUT Properties

Weight [lbs]	Dimensions [in]			Lowest Nat. Freq. [Hz]		
	Length	Width	Height	F-B	S-S	V
410	23.8	33.3	55.0	N/A	N/A	N/A

UUT Highest Passed Seismic Run Information

Building Code	Test Criteria	S_{DS}	z/h	I_P	A_{FLX-H}	A_{RIG-H}	A_{FLX-V}	A_{RIG-V}
CBC 2022	ICC-ES AC156	2.00	1.0	1.5	3.20	2.40	-	-
		2.50	0.0	1.5	-	-	1.67	0.67

Test Mounting Details

UUT wall mounted to the wall fixture using (4) 1/2" diameter Grade 5 bolts. The wall fixture was mounted to shake table using (4) VMC MSSH-1E-1700N spring isolators.

All units were filled with contents and maintained structural integrity and functionality after AC-156 test.

REVIEWED FOR CODE COMPLIANCE
ICC-ES
OSP-0687
BY: Mohammad Karim
DATE: 05/21/2025
CALIFORNIA BUILDING CODE, 2022

UNIT UNDER TEST (UUT)
Summary Sheet

UUT-18a

Test Report: DCL 31578-2101

Model Line	Model Number	Manufacturer
H6/F6/Q6/W6 IP55/NEMA Type 12 Configured Panels	H6C2B014PR	Yaskawa

Product Construction Summary

Cabinet Size W0; Carbon Steel Construction

Options / Subcomponent Summary

VFD: Yaskawa ; Control Transformer: Schneider ; Disconnect Switch: ABB ; Reactor: MTE ; Cooling Fan: NMB

UUT Properties

Weight [lbs]	Dimensions [in]			Lowest Nat. Freq. [Hz]		
	Length	Width	Height	F-B	S-S	V
101	17.0	18.3	27.1	N/A	N/A	N/A

UUT Highest Passed Seismic Run Information

Building Code	Test Criteria	S_{DS}	z/h	I_P	A_{FLX-H}	A_{RIG-H}	A_{FLX-V}	A_{RIG-V}
CBC 2022	ICC-ES AC156	2.00	1.0	1.5	3.20	2.40	-	-
		2.50	0.0	1.5	-	-	1.67	0.67

Test Mounting Details

UUT wall mounted directly to the wall fixture using (4) 3/8" diameter Grade 5 bolts. Wall fixture mounted directly to shake table.

All units were filled with contents and maintained structural integrity and functionality after AC-156 test.

REVIEWED FOR CODE COMPLIANCE
ICC-ES
OSP-0687
BY: Mohammad Karim
DATE: 05/21/2025
CALIFORNIA BUILDING CODE, 2022

UNIT UNDER TEST (UUT)
Summary Sheet

UUT-18b

Test Report: DCL 31578-2101

Model Line	Model Number	Manufacturer
H6/F6/Q6/W6 IP55/NEMA Type 12 Configured Panels	H6C2B014PR	Yaskawa

Product Construction Summary

Cabinet Size W0; Carbon Steel Construction

Options / Subcomponent Summary

VFD: Yaskawa ; Control Transformer: Schneider ; Disconnect Switch: ABB ; Reactor: MTE ; Cooling Fan: NMB

UUT Properties

Weight [lbs]	Dimensions [in]			Lowest Nat. Freq. [Hz]		
	Length	Width	Height	F-B	S-S	V
101	17.0	18.3	27.1	N/A	N/A	N/A

UUT Highest Passed Seismic Run Information

Building Code	Test Criteria	S_{DS}	z/h	I_P	A_{FLX-H}	A_{RIG-H}	A_{FLX-V}	A_{RIG-V}
CBC 2022	ICC-ES AC156	2.00	1.0	1.5	3.20	2.40	-	-
		2.50	0.0	1.5	-	-	1.67	0.67

Test Mounting Details

UUT wall mounted to the wall fixture using (4) 3/8" diameter Grade 5 bolts. The wall fixture was mounted to shake table using (4) VMC MSSH-1E-1700N spring isolators.

All units were filled with contents and maintained structural integrity and functionality after AC-156 test.

REVIEWED FOR CODE COMPLIANCE
HCAI
OSP-0687
BY: Mohammad Karim
DATE: 05/21/2025
CALIFORNIA BUILDING CODE, 2022

UNIT UNDER TEST (UUT)
Summary Sheet

UUT-19a

Test Report: DCL 31578-2101

Model Line	Model Number	Manufacturer
H6/F6/Q6/W6 IP55/NEMA Type 12 Configured Panels	H6C2D273PMRF	Yaskawa

Product Construction Summary

Cabinet Size W4; Carbon Steel Construction

Options / Subcomponent Summary

VFD: Yaskawa ; Circuit Breaker: Schneider ; Control Transformer: Schneider ; Fuse Block: Mar-Bal ; Drive Input Fuse: Bussmann ; Distribution Blocks: Cooper Bussman, Phoenix ; Reactor: MTE ; Cooling Fan: NMB

UUT Properties

Weight [lbs]	Dimensions [in]			Lowest Nat. Freq. [Hz]		
	Length	Width	Height	F-B	S-S	V
530	23.8	33.3	55.0	N/A	N/A	N/A

UUT Highest Passed Seismic Run Information

Building Code	Test Criteria	S_{DS}	z/h	I_P	A_{FLX-H}	A_{RIG-H}	A_{FLX-V}	A_{RIG-V}
CBC 2022	ICC-ES AC156	2.00	1.0	1.5	3.20	2.40	-	-
		2.50	0.0	1.5	-	-	1.67	0.67

Test Mounting Details

UUT wall mounted directly to the wall fixture using (4) 1/2" diameter Grade 5 bolts. Wall fixture mounted directly to shake table.

All units were filled with contents and maintained structural integrity and functionality after AC-156 test.

REVIEWED FOR CODE COMPLIANCE
ICC-ES
OSP-0687
BY Mohammad Kaim
DATE: 05/21/2025
CALIFORNIA BUILDING CODE, 2022

UNIT UNDER TEST (UUT)
Summary Sheet

UUT-19b

Test Report: DCL 31578-2101

Model Line	Model Number	Manufacturer
H6/F6/Q6/W6 IP55/NEMA Type 12 Configured Panels	H6C2D273PMRF	Yaskawa

Product Construction Summary

Cabinet Size W4; Carbon Steel Construction

Options / Subcomponent Summary

VFD: Yaskawa ; Circuit Breaker: Schneider ; Control Transformer: Schneider ; Fuse Block: Mar-Bal ; Drive Input Fuse: Bussmann ; Distribution Blocks: Cooper Bussman, Phoenix ; Reactor: MTE ; Cooling Fan: NMB

UUT Properties

Weight [lbs]	Dimensions [in]			Lowest Nat. Freq. [Hz]		
	Length	Width	Height	F-B	S-S	V
530	23.8	33.3	55.0	N/A	N/A	N/A

UUT Highest Passed Seismic Run Information

Building Code	Test Criteria	S_{DS}	z/h	I_P	A_{FLX-H}	A_{RIG-H}	A_{FLX-V}	A_{RIG-V}
CBC 2022	ICC-ES AC156	2.00	1.0	1.5	3.20	2.40	-	-
		2.50	0.0	1.5	-	-	1.67	0.67

Test Mounting Details

UUT wall mounted to the wall fixture using (4) 1/2" diameter Grade 5 bolts. The wall fixture was mounted to shake table using (4) VMC MSSH-1E-1700N spring isolators.

All units were filled with contents and maintained structural integrity and functionality after AC-156 test.

REVIEWED FOR CODE COMPLIANCE
ICC-ES
OSP-0687
BY Mohammad Karim
DATE: 05/21/2025
CALIFORNIA BUILDING CODE, 2022

UNIT UNDER TEST (UUT)
Summary Sheet

UUT-20a

Test Report: DCL 31578-2101

Model Line	Model Number	Manufacturer
H6/F6/W6 IP20/NEMA Type 1 Bypass Panels	H6B1B014PMFG	Yaskawa

Product Construction Summary

Cabinet Size W0; Carbon Steel Construction

Options / Subcomponent Summary

VFD: Yaskawa ; Current Transformer: Dent Instruments ; Circuit Breaker: Schneider ; Contactor: Schneider ; Control Transformer: Schneider ; Fuse Block: Marathon ; Drive Input Fuse: Littelfuse ; Distribution Blocks: Cooper Bussman ; Disconnect Switch: Schneider ; Bypass Control Board: Yaskawa ; Cooling Fan: NMB

UUT Properties

Weight [lbs]	Dimensions [in]			Lowest Nat. Freq. [Hz]		
	Length	Width	Height	F-B	S-S	V
94	15.6	15.7	25.9	N/A	N/A	N/A

UUT Highest Passed Seismic Run Information

Building Code	Test Criteria	S_{DS}	z/h	I_P	A_{FLX-H}	A_{RIG-H}	A_{FLX-V}	A_{RIG-V}
CBC 2022	ICC-ES AC156	2.00	1.0	1.5	3.20	2.40	-	-
		2.50	0.0	1.5	-	-	1.67	0.67

Test Mounting Details

UUT wall mounted directly to the wall fixture using (4) 3/8" diameter Grade 5 bolts. Wall fixture mounted directly to shake table.

All units were filled with contents and maintained structural integrity and functionality after AC-156 test.

REVIEWED FOR CODE COMPLIANCE
ICC-ES
OSP-0687
BY Mohammad Karim
DATE: 05/21/2025
CALIFORNIA BUILDING CODE, 2022

UNIT UNDER TEST (UUT)
Summary Sheet

UUT-20b

Test Report: DCL 31578-2101

Model Line	Model Number	Manufacturer
H6/F6/W6 IP20/NEMA Type 1 Bypass Panels	H6B1B014PMFG	Yaskawa

Product Construction Summary

Cabinet Size W0; Carbon Steel Construction

Options / Subcomponent Summary

VFD: Yaskawa ; Current Transformer: Dent Instruments ; Circuit Breaker: Schneider ; Contactor: Schneider ; Control Transformer: Schneider ; Fuse Block: Marathon ; Drive Input Fuse: Littelfuse ; Distribution Blocks: Cooper Bussman ; Disconnect Switch: Schneider ; Bypass Control Board: Yaskawa ; Cooling Fan: NMB

UUT Properties

Weight [lbs]	Dimensions [in]			Lowest Nat. Freq. [Hz]		
	Length	Width	Height	F-B	S-S	V
94	15.6	15.7	25.9	N/A	N/A	N/A

UUT Highest Passed Seismic Run Information

Building Code	Test Criteria	S_{DS}	z/h	I_P	A_{FLX-H}	A_{RIG-H}	A_{FLX-V}	A_{RIG-V}
CBC 2022	ICC-ES AC156	2.00	1.0	1.5	3.20	2.40	-	-
		2.50	0.0	1.5	-	-	1.67	0.67

Test Mounting Details

UUT wall mounted to the wall fixture using (4) 3/8" diameter Grade 5 bolts. The wall fixture was mounted to shake table using (4) VMC MSSH-1E-1700N spring isolators.

All units were filled with contents and maintained structural integrity and functionality after AC-156 test.

REVIEWED FOR CODE COMPLIANCE
ICC-ES
OSP-0687
BY Mohammad Karim
DATE: 05/21/2025
CALIFORNIA BUILDING CODE, 2022

UNIT UNDER TEST (UUT)
Summary Sheet

UUT-21a

Test Report: DCL 31578-2101

Model Line	Model Number	Manufacturer
H6/F6/W6 IP20/NEMA Type 1 Bypass Panels	H6B1D156PMF	Yaskawa

Product Construction Summary

Cabinet Size W4; Carbon Steel Construction

Options / Subcomponent Summary

VFD: Yaskawa ; Current Transformer: Dent Instruments ; Circuit Breaker: Schneider ; Contactor: Schneider ; Control Transformer: Schneider ; Fuse Block: Bussman ; Drive Input Fuse: Bussman ; Distribution Blocks: Marathon ; Bypass Control Board: Yaskawa ; Cooling Fan: NMB

UUT Properties

Weight [lbs]	Dimensions [in]			Lowest Nat. Freq. [Hz]		
	Length	Width	Height	F-B	S-S	V
386	20.5	33.7	53.1	N/A	N/A	N/A

UUT Highest Passed Seismic Run Information

Building Code	Test Criteria	S_{DS}	z/h	I_P	A_{FLX-H}	A_{RIG-H}	A_{FLX-V}	A_{RIG-V}
CBC 2022	ICC-ES AC156	2.00	1.0	1.5	3.20	2.40	-	-
		2.50	0.0	1.5	-	-	1.67	0.67

Test Mounting Details

UUT wall mounted directly to the wall fixture using (4) 1/2" diameter Grade 5 bolts. Wall fixture mounted directly to shake table. DCRs: (2x) 1/4" screws added to secure the front door of enclosure cabinet



All units were filled with contents and maintained structural integrity and functionality after AC-156 test.

REVIEWED FOR CODE COMPLIANCE
ICC-ES
OSP-0687
BY Mohammad Kaim
DATE: 05/21/2025
CALIFORNIA BUILDING CODE, 2022

UNIT UNDER TEST (UUT)
Summary Sheet

UUT-21b

Test Report: DCL 31578-2101

Model Line	Model Number	Manufacturer
H6/F6/W6 IP20/NEMA Type 1 Bypass Panels	H6B1D156PMF	Yaskawa

Product Construction Summary

Cabinet Size W4; Carbon Steel Construction

Options / Subcomponent Summary

VFD: Yaskawa ; Current Transformer: Dent Instruments ; Circuit Breaker: Schneider ; Contactor: Schneider ; Control Transformer: Schneider ; Fuse Block: Bussman ; Drive Input Fuse: Bussman ; Distribution Blocks: Marathon ; Bypass Control Board: Yaskawa ; Cooling Fan: NMB

UUT Properties

Weight [lbs]	Dimensions [in]			Lowest Nat. Freq. [Hz]		
	Length	Width	Height	F-B	S-S	V
386	20.5	33.7	53.1	N/A	N/A	N/A

UUT Highest Passed Seismic Run Information

Building Code	Test Criteria	S_{DS}	z/h	I_P	A_{FLX-H}	A_{RIG-H}	A_{FLX-V}	A_{RIG-V}
CBC 2022	ICC-ES AC156	2.00	1.0	1.5	3.20	2.40	-	-
		2.50	0.0	1.5	-	-	1.67	0.67

Test Mounting Details

UUT wall mounted to the wall fixture using (4) 1/2" diameter Grade 5 bolts. The wall fixture was mounted to shake table using (4) VMC MSSH-1E-1700N spring isolators.
DCRs: (2x) 1/4" screws added to secure the front door of enclosure cabinet



All units were filled with contents and maintained structural integrity and functionality after AC-156 test.

REVIEWED FOR CODE COMPLIANCE
ICC-ES
OSP-0687
BY Mohammad Kaim
DATE: 05/21/2025
CALIFORNIA BUILDING CODE, 2022

UNIT UNDER TEST (UUT)
Summary Sheet

UUT-22a

Test Report: DCL 31578-2101

Model Line	Model Number	Manufacturer
H6/F6/Q6/W6 IP20/NEMA Type 1 Configured Panels	H6C1B014PF	Yaskawa

Product Construction Summary

Cabinet Size W0; Carbon Steel Construction

Options / Subcomponent Summary

VFD: Yaskawa ; Control Transformer: Schneider ; Fuse Block: Marathon ; Drive Input Fuse: Littelfuse ; Disconnect Switch: ABB ; Cooling Fan: NMB

UUT Properties

Weight [lbs]	Dimensions [in]			Lowest Nat. Freq. [Hz]		
	Length	Width	Height	F-B	S-S	V
100	15.6	15.7	25.9	N/A	N/A	N/A

UUT Highest Passed Seismic Run Information

Building Code	Test Criteria	S_{DS}	z/h	I_P	A_{FLX-H}	A_{RIG-H}	A_{FLX-V}	A_{RIG-V}
CBC 2022	ICC-ES AC156	2.00	1.0	1.5	3.20	2.40	-	-
		2.50	0.0	1.5	-	-	1.67	0.67

Test Mounting Details

UUT wall mounted directly to the wall fixture using (4) 3/8" diameter Grade 5 bolts. Wall fixture mounted directly to shake table.

All units were filled with contents and maintained structural integrity and functionality after AC-156 test.

REVIEWED FOR CODE COMPLIANCE
ICC-ES
OSP-0687
BY: Mohammad Karim
DATE: 05/21/2025
CALIFORNIA BUILDING CODE, 2022

UNIT UNDER TEST (UUT)
Summary Sheet

UUT-22b

Test Report: DCL 31578-2101

Model Line	Model Number	Manufacturer
H6/F6/Q6/W6 IP20/NEMA Type 1 Configured Panels	H6C1B014PF	Yaskawa

Product Construction Summary

Cabinet Size W0; Carbon Steel Construction

Options / Subcomponent Summary

VFD: Yaskawa ; Control Transformer: Schneider ; Fuse Block: Marathon ; Drive Input Fuse: Littelfuse ; Disconnect Switch: ABB ; Cooling Fan: NMB

UUT Properties

Weight [lbs]	Dimensions [in]			Lowest Nat. Freq. [Hz]		
	Length	Width	Height	F-B	S-S	V
100	15.6	15.7	25.9	N/A	N/A	N/A

UUT Highest Passed Seismic Run Information

Building Code	Test Criteria	S_{DS}	z/h	I_P	A_{FLX-H}	A_{RIG-H}	A_{FLX-V}	A_{RIG-V}
CBC 2022	ICC-ES AC156	2.00	1.0	1.5	3.20	2.40	-	-
		2.50	0.0	1.5	-	-	1.67	0.67

Test Mounting Details

UUT wall mounted to the wall fixture using (4) 3/8" diameter Grade 5 bolts. The wall fixture was mounted to shake table using (4) VMC MSSH-1E-1700N spring isolators.

All units were filled with contents and maintained structural integrity and functionality after AC-156 test.

REVIEWED FOR CODE COMPLIANCE
ICC-ES
OSP-0687
BY: Mohammad Karim
DATE: 05/21/2025
CALIFORNIA BUILDING CODE, 2022

UNIT UNDER TEST (UUT)
Summary Sheet

UUT-23a

Test Report: DCL 31578-2101

Model Line	Model Number	Manufacturer
H6/F6/Q6/W6 IP20/NEMA Type 1 Configured Panels	H6C1B240PFTZ	Yaskawa

Product Construction Summary

Cabinet Size W4; Carbon Steel Construction

Options / Subcomponent Summary

VFD: Yaskawa ; Control Transformer: Schneider ; Fuse Block: Bussman ; Drive Input Fuse: Bussman ; Distribution Block: Marathon ; Disconnect Switch: Schneider ; Cooling Fan: NMB ; Speed Pot: Eaton ; Control Switch/Pilot Light: Schneider

UUT Properties

Weight [lbs]	Dimensions [in]			Lowest Nat. Freq. [Hz]		
	Length	Width	Height	F-B	S-S	V
386	20.5	33.7	53.1	N/A	N/A	N/A

UUT Highest Passed Seismic Run Information

Building Code	Test Criteria	S_{DS}	z/h	I_P	A_{FLX-H}	A_{RIG-H}	A_{FLX-V}	A_{RIG-V}
CBC 2022	ICC-ES AC156	2.00	1.0	1.5	3.20	2.40	-	-
		2.50	0.0	1.5	-	-	1.67	0.67

Test Mounting Details

UUT wall mounted directly to the wall fixture using (4) 1/2" diameter Grade 5 bolts. Wall fixture mounted directly to shake table. DCRs: (2x) 1/4" screws added to secure the front door of enclosure cabinet



All units were filled with contents and maintained structural integrity and functionality after AC-156 test.

REVIEWED FOR CODE COMPLIANCE
ICC-ES
OSP-0687
BY Mohammad Karim
DATE: 05/21/2025
CALIFORNIA BUILDING CODE, 2022

UNIT UNDER TEST (UUT)
Summary Sheet

UUT-23b

Test Report: DCL 31578-2101

Model Line	Model Number	Manufacturer
H6/F6/Q6/W6 IP20/NEMA Type 1 Configured Panels	H6C1B240PFTZ	Yaskawa

Product Construction Summary

Cabinet Size W4; Carbon Steel Construction

Options / Subcomponent Summary

VFD: Yaskawa ; Control Transformer: Schneider ; Fuse Block: Bussman ; Drive Input Fuse: Bussman ; Distribution Block: Marathon ; Disconnect Switch: Schneider ; Cooling Fan: NMB ; Speed Pot: Eaton ; Control Switch/Pilot Light: Schneider

UUT Properties

Weight [lbs]	Dimensions [in]			Lowest Nat. Freq. [Hz]		
	Length	Width	Height	F-B	S-S	V
386	20.5	33.7	53.1	N/A	N/A	N/A

UUT Highest Passed Seismic Run Information

Building Code	Test Criteria	S_{DS}	z/h	I_P	A_{FLX-H}	A_{RIG-H}	A_{FLX-V}	A_{RIG-V}
CBC 2022	ICC-ES AC156	2.00	1.0	1.5	3.20	2.40	-	-
		2.50	0.0	1.5	-	-	1.67	0.67

Test Mounting Details

UUT wall mounted to the wall fixture using (4) 1/2" diameter Grade 5 bolts. The wall fixture was mounted to shake table using (4) VMC MSSH-1E-1700N spring isolators.
DCRs: (2x) 1/4" screws added to secure the front door of enclosure cabinet



All units were filled with contents and maintained structural integrity and functionality after AC-156 test.

REVIEWED FOR CODE COMPLIANCE
ICC-ES
OSP-0687
BY Mohammad Karim
DATE: 05/21/2025
CALIFORNIA BUILDING CODE, 2022

UNIT UNDER TEST (UUT)
Summary Sheet

UUT-24a

Test Report: DCL 31578-2101

Model Line	Model Number	Manufacturer
H6/F6/W6 IP22/NEMA Type 3R Bypass Panels	H6B3B034PBF34TK	Yaskawa

Product Construction Summary

Cabinet Size W1; Carbon Steel Construction

Options / Subcomponent Summary

VFD: Yaskawa ; Current Transformer: Dent Instruments ; Circuit Breaker: Schneider ; Contactor: Schneider ; Control Transformer: Schneider ; Fuse Block: Littelfuse ; Drive Input Fuse: Littelfuse ; Distribution Blocks: Marathon ; Bypass Control Board: Yaskawa ; Cooling Fan: NMB ; Heater: Pfannenberg

UUT Properties

Weight [lbs]	Dimensions [in]			Lowest Nat. Freq. [Hz]		
	Length	Width	Height	F-B	S-S	V
158	18.2	18.6	39.2	N/A	N/A	N/A

UUT Highest Passed Seismic Run Information

Building Code	Test Criteria	S_{DS}	z/h	I_P	A_{FLX-H}	A_{RIG-H}	A_{FLX-V}	A_{RIG-V}
CBC 2022	ICC-ES AC156	2.00	1.0	1.5	3.20	2.40	-	-
		2.50	0.0	1.5	-	-	1.67	0.67

Test Mounting Details

UUT wall mounted directly to the wall fixture using (4) 3/8" diameter Grade 5 bolts. Wall fixture mounted directly to shake table.

All units were filled with contents and maintained structural integrity and functionality after AC-156 test.

REVIEWED FOR CODE COMPLIANCE
ICC-ES
OSP-0687
BY Mohammad Karim
DATE: 05/21/2025
CALIFORNIA BUILDING CODE, 2022

UNIT UNDER TEST (UUT)
Summary Sheet

UUT-24b

Test Report: DCL 31578-2101

Model Line	Model Number	Manufacturer
H6/F6/W6 IP22/NEMA Type 3R Bypass Panels	H6B3B034PBF34TK	Yaskawa

Product Construction Summary

Cabinet Size W1; Carbon Steel Construction

Options / Subcomponent Summary

VFD: Yaskawa ; Current Transformer: Dent Instruments ; Circuit Breaker: Schneider ; Contactor: Schneider ; Control Transformer: Schneider ; Fuse Block: Littelfuse ; Drive Input Fuse: Littelfuse ; Distribution Blocks: Marathon ; Bypass Control Board: Yaskawa ; Cooling Fan: NMB ; Heater: Pfannenberg

UUT Properties

Weight [lbs]	Dimensions [in]			Lowest Nat. Freq. [Hz]		
	Length	Width	Height	F-B	S-S	V
158	18.2	18.6	39.2	N/A	N/A	N/A

UUT Highest Passed Seismic Run Information

Building Code	Test Criteria	S_{DS}	z/h	I_P	A_{FLX-H}	A_{RIG-H}	A_{FLX-V}	A_{RIG-V}
CBC 2022	ICC-ES AC156	2.00	1.0	1.5	3.20	2.40	-	-
		2.50	0.0	1.5	-	-	1.67	0.67

Test Mounting Details

UUT wall mounted to the wall fixture using (4) 3/8" diameter Grade 5 bolts. The wall fixture was mounted to shake table using (4) VMC MSSH-1E-1700N spring isolators.

All units were filled with contents and maintained structural integrity and functionality after AC-156 test.

REVIEWED FOR CODE COMPLIANCE
ICC-ES
OSP-0687
BY Mohammad Kaim
DATE: 05/21/2025
CALIFORNIA BUILDING CODE, 2022

UNIT UNDER TEST (UUT)
Summary Sheet

UUT-25a

Test Report: DCL 31578-2101

Model Line	Model Number	Manufacturer
H6/F6/W6 IP22/NEMA Type 3R Bypass Panels	H6B3D169PCBF3TKM	Yaskawa

Product Construction Summary

Cabinet Size W4; Carbon Steel Construction

Options / Subcomponent Summary

VFD: Yaskawa ; Current Transformer: Dent Instruments ; Circuit Breaker: Schneider ; Contactor: Schneider ; Control Transformer: Schneider ; Fuse Block: Marathon ; Drive Input Fuse: Bussman ; Distribution Blocks: Marathon, Phoenix, Mersen, Cooper Bussman ; Bypass Control Board: Yaskawa ; Cooling Fan: NMB ; Heater: Pfannenberg ; Window Kit: Yaskawa

UUT Properties

Weight [lbs]	Dimensions [in]			Lowest Nat. Freq. [Hz]		
	Length	Width	Height	F-B	S-S	V
550	25.2	38.6	61.2	N/A	N/A	N/A

UUT Highest Passed Seismic Run Information

Building Code	Test Criteria	S_{DS}	z/h	I_P	A_{FLX-H}	A_{RIG-H}	A_{FLX-V}	A_{RIG-V}
CBC 2022	ICC-ES AC156	2.00	1.0	1.5	3.20	2.40	-	-
		2.50	0.0	1.5	-	-	1.67	0.67

Test Mounting Details

UUT wall mounted directly to the wall fixture using (4) 3/8" diameter Grade 5 bolts. Wall fixture mounted directly to shake table.

All units were filled with contents and maintained structural integrity and functionality after AC-156 test.

REVIEWED FOR CODE COMPLIANCE
ICC-ES
OSP-0687
BY: Mohammad Karim
DATE: 05/21/2025
CALIFORNIA BUILDING CODE, 2022

UNIT UNDER TEST (UUT)
Summary Sheet

UUT-25b

Test Report: DCL 31578-2101

Model Line	Model Number	Manufacturer
H6/F6/W6 IP22/NEMA Type 3R Bypass Panels	H6B3D169PCBF3TKM	Yaskawa

Product Construction Summary

Cabinet Size W4; Carbon Steel Construction

Options / Subcomponent Summary

VFD: Yaskawa ; Current Transformer: Dent Instruments ; Circuit Breaker: Schneider ; Contactor: Schneider ; Control Transformer: Schneider ; Fuse Block: Marathon ; Drive Input Fuse: Bussman ; Distribution Blocks: Marathon, Phoenix, Mersen, Cooper Bussman ; Bypass Control Board: Yaskawa ; Cooling Fan: NMB ; Heater: Pfannenberg ; Window Kit: Yaskawa

UUT Properties

Weight [lbs]	Dimensions [in]			Lowest Nat. Freq. [Hz]		
	Length	Width	Height	F-B	S-S	V
550	25.2	38.6	61.2	N/A	N/A	N/A

UUT Highest Passed Seismic Run Information

Building Code	Test Criteria	S_{DS}	z/h	I_P	A_{FLX-H}	A_{RIG-H}	A_{FLX-V}	A_{RIG-V}
CBC 2022	ICC-ES AC156	2.00	1.0	1.5	3.20	2.40	-	-
		2.50	0.0	1.5	-	-	1.67	0.67

Test Mounting Details

UUT wall mounted to the wall fixture using (4) 3/8" diameter Grade 5 bolts. The wall fixture was mounted to shake table using (4) VMC MSSH-1E-1700N spring isolators.

All units were filled with contents and maintained structural integrity and functionality after AC-156 test.

REVIEWED FOR CODE COMPLIANCE
ICC-ES
OSP-0687
BY Mohammad Karim
DATE: 05/21/2025
CALIFORNIA BUILDING CODE, 2022

UNIT UNDER TEST (UUT)
Summary Sheet

UUT-26a

Test Report: DCL 31578-2101

Model Line	Model Number	Manufacturer
H6/F6/Q6/W6 IP22/NEMA Type 3R Configured Panels	H6C3B034PEFR38TK	Yaskawa

Product Construction Summary

Cabinet Size W1; Carbon Steel Construction

Options / Subcomponent Summary

VFD: Yaskawa ; Circuit Breaker: Schneider ; Control Transformer: Schneider ; Fuse Block: Littelfuse ; Drive Input Fuse: Littelfuse ; Distribution Blocks: Marathon, Phoenix, Cooper Bussman ; Reactor: MTE ; Cooling Fan: NMB ; Heater: Pfannenberg

UUT Properties

Weight [lbs]	Dimensions [in]			Lowest Nat. Freq. [Hz]		
	Length	Width	Height	F-B	S-S	V
158	18.2	18.6	39.2	N/A	N/A	N/A

UUT Highest Passed Seismic Run Information

Building Code	Test Criteria	S_{DS}	z/h	I_P	A_{FLX-H}	A_{RIG-H}	A_{FLX-V}	A_{RIG-V}
CBC 2022	ICC-ES AC156	2.00	1.0	1.5	3.20	2.40	-	-
		2.50	0.0	1.5	-	-	1.67	0.67

Test Mounting Details

UUT wall mounted directly to the wall fixture using (4) 3/8" diameter Grade 5 bolts. Wall fixture mounted directly to shake table.

All units were filled with contents and maintained structural integrity and functionality after AC-156 test.

REVIEWED FOR CODE COMPLIANCE
ICC-ES
OSP-0687
BY: Mohammad Karim
DATE: 05/21/2025
CALIFORNIA BUILDING CODE, 2022

UNIT UNDER TEST (UUT)
Summary Sheet

UUT-26b

Test Report: DCL 31578-2101

Model Line	Model Number	Manufacturer
H6/F6/Q6/W6 IP22/NEMA Type 3R Configured Panels	H6C3B034PEFR38TK	Yaskawa

Product Construction Summary

Cabinet Size W1; Carbon Steel Construction

Options / Subcomponent Summary

VFD: Yaskawa ; Circuit Breaker: Schneider ; Control Transformer: Schneider ; Fuse Block: Littelfuse ; Drive Input Fuse: Littelfuse ; Distribution Blocks: Marathon, Phoenix, Cooper Bussman ; Reactor: MTE ; Cooling Fan: NMB ; Heater: Pfannenberg

UUT Properties

Weight [lbs]	Dimensions [in]			Lowest Nat. Freq. [Hz]		
	Length	Width	Height	F-B	S-S	V
158	18.2	18.6	39.2	N/A	N/A	N/A

UUT Highest Passed Seismic Run Information

Building Code	Test Criteria	S_{DS}	z/h	I_P	A_{FLX-H}	A_{RIG-H}	A_{FLX-V}	A_{RIG-V}
CBC 2022	ICC-ES AC156	2.00	1.0	1.5	3.20	2.40	-	-
		2.50	0.0	1.5	-	-	1.67	0.67

Test Mounting Details

UUT wall mounted to the wall fixture using (4) 3/8" diameter Grade 5 bolts. The wall fixture was mounted to shake table using (4) VMC MSSH-1E-1700N spring isolators.



All units were filled with contents and maintained structural integrity and functionality after AC-156 test.

REVIEWED FOR CODE COMPLIANCE
ICC-ES
OSP-0687
BY Mohammad Karim
DATE: 05/21/2025
CALIFORNIA BUILDING CODE, 2022

UNIT UNDER TEST (UUT)
Summary Sheet

UUT-27a

Test Report: DCL 31578-2101

Model Line	Model Number	Manufacturer
H6/F6/Q6/W6 IP22/NEMA Type 3R Configured Panels	H6C3D169PCFR38TK	Yaskawa

Product Construction Summary

Cabinet Size W4; Carbon Steel Construction

Options / Subcomponent Summary

VFD: Yaskawa ; Circuit Breaker: Schneider ; Control Transformer: Schneider ; Fuse Block: Bussman ; Drive Input Fuse: Bussman ; Distribution Blocks: Mersen, Marathon, Phoenix, Cooper Bussman ; Reactor: MTE ; Cooling Fan: NMB ; Heater: Pfannenberg

UUT Properties

Weight [lbs]	Dimensions [in]			Lowest Nat. Freq. [Hz]		
	Length	Width	Height	F-B	S-S	V
520	25.2	38.6	61.2	N/A	N/A	N/A

UUT Highest Passed Seismic Run Information

Building Code	Test Criteria	S_{DS}	z/h	I_P	A_{FLX-H}	A_{RIG-H}	A_{FLX-V}	A_{RIG-V}
CBC 2022	ICC-ES AC156	2.00	1.0	1.5	3.20	2.40	-	-
		2.50	0.0	1.5	-	-	1.67	0.67

Test Mounting Details

UUT wall mounted directly to the wall fixture using (4) 3/8" diameter Grade 5 bolts. Wall fixture mounted directly to shake table.

All units were filled with contents and maintained structural integrity and functionality after AC-156 test.

REVIEWED FOR CODE COMPLIANCE
ICC-ES
OSP-0687
BY Mohammad Kaim
DATE: 05/21/2025
CALIFORNIA BUILDING CODE, 2022

UNIT UNDER TEST (UUT)
Summary Sheet

UUT-27b

Test Report: DCL 31578-2101

Model Line	Model Number	Manufacturer
H6/F6/Q6/W6 IP22/NEMA Type 3R Configured Panels	H6C3D169PCFR38TK	Yaskawa

Product Construction Summary

Cabinet Size W4; Carbon Steel Construction

Options / Subcomponent Summary

VFD: Yaskawa ; Circuit Breaker: Schneider ; Control Transformer: Schneider ; Fuse Block: Bussman ; Drive Input Fuse: Bussman ; Distribution Blocks: Mersen, Marathon, Phoenix, Cooper Bussman ; Reactor: MTE ; Cooling Fan: NMB ; Heater: Pfannenberg

UUT Properties

Weight [lbs]	Dimensions [in]			Lowest Nat. Freq. [Hz]		
	Length	Width	Height	F-B	S-S	V
520	25.2	38.6	61.2	N/A	N/A	N/A

UUT Highest Passed Seismic Run Information

Building Code	Test Criteria	S_{DS}	z/h	I_P	A_{FLX-H}	A_{RIG-H}	A_{FLX-V}	A_{RIG-V}
CBC 2022	ICC-ES AC156	2.00	1.0	1.5	3.20	2.40	-	-
		2.50	0.0	1.5	-	-	1.67	0.67

Test Mounting Details

UUT wall mounted to the wall fixture using (4) 3/8" diameter Grade 5 bolts. The wall fixture was mounted to shake table using (4) VMC MSSH-1E-1700N spring isolators.

All units were filled with contents and maintained structural integrity and functionality after AC-156 test.

REVIEWED FOR CODE COMPLIANCE
ICC-ES
OSP-0687
BY: Mohammad Karim
DATE: 05/21/2025
CALIFORNIA BUILDING CODE, 2022

UNIT UNDER TEST (UUT)
Summary Sheet

UUT-28a

Test Report: DCL 23773-2401

Model Line	Model Number	Manufacturer
HV6/FP6/WM6 IP55/NEMA Type 12 VFD w/ Switch	HV60U4124CTA	Yaskawa

Product Construction Summary

Drive Frame Size 4; Carbon Steel

Options / Subcomponent Summary

VFD Communications PCB: Yaskawa

UUT Properties

Weight [lbs]	Dimensions [in]			Lowest Nat. Freq. [Hz]		
	Length	Width	Height	F-B	S-S	V
149	13.6	14.0	39.9	N/A	N/A	N/A

UUT Highest Passed Seismic Run Information

Building Code	Test Criteria	S_{DS}	z/h	I_P	A_{FLX-H}	A_{RIG-H}	A_{FLX-V}	A_{RIG-V}
CBC 2022	ICC-ES AC156	2.00	1.0	1.5	3.20	2.40	-	-
		2.50	0.0	1.5	-	-	1.67	0.67

Test Mounting Details

UUT wall mounted directly to the wall fixture using (4) M10 Grade 8.8 bolts. Wall fixture mounted directly to shake table.

All units were filled with contents and maintained structural integrity and functionality after AC-156 test.

REVIEWED FOR CODE COMPLIANCE ICC-ES OSP-0687 BY Mohammad Kaim DATE: 05/21/2025

UNIT UNDER TEST (UUT)
Summary Sheet

UUT-28b

Test Report: DCL 23773-2401

Model Line	Model Number	Manufacturer
HV6/FP6/WM6 IP55/NEMA Type 12 VFD w/ Switch	HV60U4124CTA	Yaskawa

Product Construction Summary

Drive Frame Size 4; Carbon Steel

Options / Subcomponent Summary

VFD Communications PCB: Yaskawa

UUT Properties

Weight [lbs]	Dimensions [in]			Lowest Nat. Freq. [Hz]		
	Length	Width	Height	F-B	S-S	V
149	13.6	14.0	39.9	N/A	N/A	N/A

UUT Highest Passed Seismic Run Information

Building Code	Test Criteria	S_{DS}	z/h	I_P	A_{FLX-H}	A_{RIG-H}	A_{FLX-V}	A_{RIG-V}
CBC 2022	ICC-ES AC156	2.00	1.0	1.5	3.20	2.40	-	-
		2.50	0.0	1.5	-	-	1.67	0.67

Test Mounting Details

UUT wall mounted to the wall fixture using (4) M10 Grade 8.8 bolts. The wall fixture was mounted to shake table using (4) VMC MSSH-1E-650 spring isolators.

All units were filled with contents and maintained structural integrity and functionality after AC-156 test.

REVIEWED FOR CODE COMPLIANCE
ICC-ES
OSP-0687
BY: Mohammad Karim
DATE: 05/21/2025

UNIT UNDER TEST (UUT)
Summary Sheet

UUT-29a

Test Report: DCL 23773-2401

Model Line	Model Number	Manufacturer
HV6/FP6/WM6 IP55/NEMA Type 12 VFD w/ Switch	HV60U4156CTA	Yaskawa

Product Construction Summary

Drive Frame Size 6; Carbon Steel

Options / Subcomponent Summary

VFD Communications PCB: Yaskawa

UUT Properties

Weight [lbs]	Dimensions [in]			Lowest Nat. Freq. [Hz]		
	Length	Width	Height	F-B	S-S	V
197	15.9	14.3	44.6	N/A	N/A	N/A

UUT Highest Passed Seismic Run Information

Building Code	Test Criteria	S_{DS}	z/h	I_P	A_{FLX-H}	A_{RIG-H}	A_{FLX-V}	A_{RIG-V}
CBC 2022	ICC-ES AC156	2.00	1.0	1.5	3.20	2.40	-	-
		2.50	0.0	1.5	-	-	1.67	0.67

Test Mounting Details

UUT wall mounted directly to the wall fixture using (4) M10 Grade 8.8 bolts. Wall fixture mounted directly to shake table.

All units were filled with contents and maintained structural integrity and functionality after AC-156 test.

REVIEWED FOR CODE COMPLIANCE
ICC-ES
OSP-0687
BY: Mohammad Karim
DATE: 05/21/2025

UNIT UNDER TEST (UUT)
Summary Sheet

UUT-29b

Test Report: DCL 23773-2401

Model Line	Model Number	Manufacturer
HV6/FP6/WM6 IP55/NEMA Type 12 VFD w/ Switch	HV60U4156CTA	Yaskawa

Product Construction Summary

Drive Frame Size 6; Carbon Steel

Options / Subcomponent Summary

VFD Communications PCB: Yaskawa

UUT Properties

Weight [lbs]	Dimensions [in]			Lowest Nat. Freq. [Hz]		
	Length	Width	Height	F-B	S-S	V
197	15.9	14.3	44.6	N/A	N/A	N/A

UUT Highest Passed Seismic Run Information

Building Code	Test Criteria	S_{DS}	z/h	I_P	A_{FLX-H}	A_{RIG-H}	A_{FLX-V}	A_{RIG-V}
CBC 2022	ICC-ES AC156	2.00	1.0	1.5	3.20	2.40	-	-
		2.50	0.0	1.5	-	-	1.67	0.67

Test Mounting Details

UUT wall mounted to the wall fixture using (4) M10 Grade 8.8 bolts. The wall fixture was mounted to shake table using (4) VMC MSSH-1E-650 spring isolators.

All units were filled with contents and maintained structural integrity and functionality after AC-156 test.

REVIEWED FOR CODE COMPLIANCE ICC-ES OSP-0687 BY Mohammad Karim DATE: 05/21/2025

UNIT UNDER TEST (UUT)
Summary Sheet

UUT-30a

Test Report: DCL 25970-2401

Model Line	Model Number	Manufacturer
H6/F6/Q6/W6 IP20/NEMA Type 1 Configured Panels	H6C1B240PFR	Yaskawa

Product Construction Summary

Cabinet Size W4; Carbon Steel Construction

Options / Subcomponent Summary

VFD: Yaskawa; Control Transformers: Schneider; Fuse Blocks: Bussmann; Drive Input Fuses: Bussmann; Disconnect Switches: Schneider; Input or Output Reactor: MTE; Cabinet Cooling Fans: NMB

UUT Properties

Weight [lbs]	Dimensions [in]			Lowest Nat. Freq. [Hz]		
	Length	Width	Height	F-B	S-S	V
440	18.6	32.9	53.0	N/A	N/A	N/A

UUT Highest Passed Seismic Run Information

Building Code	Test Criteria	S_{DS}	z/h	I_P	A_{FLX-H}	A_{RIG-H}	A_{FLX-V}	A_{RIG-V}
CBC 2022	ICC-ES AC156	2.00	1.0	1.5	3.20	2.40	-	-
		2.50	0.0	1.5	-	-	1.67	0.67

Test Mounting Details

UUT-30a was mounted directly to the wall fixture using (4) 1/2" diameter Grade 5 bolts.

All units were filled with contents and maintained structural integrity and functionality after AC-156 test.

05/21/2025 The VMC Group ▪113 Main Street, Bloomingdale, NJ 07403▪Tel: 973-838-1780▪Fax: 973-492-8430▪www.thevmcgroup.com OSP-0687 Page 96 of 107

UNIT UNDER TEST (UUT)
Summary Sheet

UUT-30b

Test Report: DCL 25970-2401

Model Line	Model Number	Manufacturer
H6/F6/Q6/W6 IP20/NEMA Type 1 Configured Panels	H6C1B240PFR	Yaskawa

Product Construction Summary

Cabinet Size W4; Carbon Steel Construction

Options / Subcomponent Summary

VFD: Yaskawa; Control Transformers: Schneider; Fuse Blocks: Bussmann; Drive Input Fuses: Bussmann; Disconnect Switches: Schneider; Input or Output Reactor: MTE; Cabinet Cooling Fans: NMB

UUT Properties

Weight [lbs]	Dimensions [in]			Lowest Nat. Freq. [Hz]		
	Length	Width	Height	F-B	S-S	V
440	18.6	32.9	53.0	N/A	N/A	N/A

UUT Highest Passed Seismic Run Information

Building Code	Test Criteria	S_{DS}	z/h	I_P	A_{FLX-H}	A_{RIG-H}	A_{FLX-V}	A_{RIG-V}
CBC 2022	ICC-ES AC156	2.00	1.0	1.5	3.20	2.40	-	-
		2.50	0.0	1.5	-	-	1.67	0.67

Test Mounting Details

UUT-30b was mounted to the wall fixture using (4) 1/2" diameter Grade 5 bolts. The wall fixture was isolated using (4) VMC MSSH-1E-650 spring isolators.

All units were filled with contents and maintained structural integrity and functionality after AC-156 test.

REVIEWED FOR CODE COMPLIANCE
HCAi
OSP-0687
BY: Mohammad Karim
DATE: 05/21/2025
CALIF... 2022

UNIT UNDER TEST (UUT)
Summary Sheet

UUT-31a

Test Report: DCL 25970-2401

Model Line	Model Number	Manufacturer
H6/F6/W6 IP55/NEMA Type 12 Narrow Bypass Panels	H6BNB014PMB	Yaskawa

Product Construction Summary

Cabinet Size W1; Carbon Steel Construction

Options / Subcomponent Summary

VFD: Yaskawa; Current Transformers: Dent Instruments; Circuit Breakers: Schneider; Drive I/O & Bypass Contactors: Schneider; Control Transformers: Schneider; Fuse Blocks: Littelfuse; Drive Input Fuses: Littelfuse; Terminal and Power Distribution Blocks: Cooper Bussman; Bypass Control Board: Yaskawa;

UUT Properties

Weight [lbs]	Dimensions [in]			Lowest Nat. Freq. [Hz]		
	Length	Width	Height	F-B	S-S	V
62	12.1	6.3	46.1	N/A	N/A	N/A

UUT Highest Passed Seismic Run Information

Building Code	Test Criteria	S_{DS}	z/h	I_P	A_{FLX-H}	A_{RIG-H}	A_{FLX-V}	A_{RIG-V}
CBC 2022	ICC-ES AC156	2.00	1.0	1.5	3.20	2.40	-	-
		2.50	0.0	1.5	-	-	1.67	0.67

Test Mounting Details

UUT-31a was mounted directly to the wall fixture using (4) 3/8" diameter Grade 5 bolts.

All units were filled with contents and maintained structural integrity and functionality after AC-156 test.

UNIT UNDER TEST (UUT)
Summary Sheet

UUT-31b

Test Report: DCL 25970-2401

Model Line	Model Number	Manufacturer
H6/F6/W6 IP55/NEMA Type 12 Narrow Bypass Panels	H6BNB014PMB	Yaskawa

Product Construction Summary

Cabinet Size W1; Carbon Steel Construction

Options / Subcomponent Summary

VFD: Yaskawa; Current Transformers: Dent Instruments; Circuit Breakers: Schneider; Drive I/O & Bypass Contactors: Schneider; Control Transformers: Schneider; Fuse Blocks: Littelfuse; Drive Input Fuses: Littelfuse; Terminal and Power Distribution Blocks: Cooper Bussman; Bypass Control Board: Yaskawa;

UUT Properties

Weight [lbs]	Dimensions [in]			Lowest Nat. Freq. [Hz]		
	Length	Width	Height	F-B	S-S	V
62	12.1	6.3	46.1	N/A	N/A	N/A

UUT Highest Passed Seismic Run Information

Building Code	Test Criteria	S_{DS}	z/h	I_P	A_{FLX-H}	A_{RIG-H}	A_{FLX-V}	A_{RIG-V}
CBC 2022	ICC-ES AC156	2.00	1.0	1.5	3.20	2.40	-	-
		2.50	0.0	1.5	-	-	1.67	0.67

Test Mounting Details

UUT-31b was mounted to the wall fixture using (4) 3/8" diameter Grade 5 bolts. The wall fixture was isolated using (4) VMC MSSH-1E-650 spring isolators.

All units were filled with contents and maintained structural integrity and functionality after AC-156 test.

UNIT UNDER TEST (UUT)
Summary Sheet

UUT-32a

Test Report: DCL 25970-2401

Model Line	Model Number	Manufacturer
H6/F6/W6 IP55/NEMA Type 12 Narrow Bypass Panels	H6BNB052PMB	Yaskawa

Product Construction Summary

Cabinet Size W3; Carbon Steel Construction

Options / Subcomponent Summary

VFD: Yaskawa; Current Transformers: Dent Instruments; Circuit Breakers: Schneider; Drive I/O & Bypass Contactors: Schneider; Control Transformers: Schneider; Fuse Blocks: Littelfuse; Drive Input Fuses: Bussmann; Terminal and Power Distribution Blocks: Cooper Bussman; Bypass Control Board: Yaskawa

UUT Properties

Weight [lbs]	Dimensions [in]			Lowest Nat. Freq. [Hz]		
	Length	Width	Height	F-B	S-S	V
103	12.3	9.5	52.6	N/A	N/A	N/A

UUT Highest Passed Seismic Run Information

Building Code	Test Criteria	S_{DS}	z/h	I_P	A_{FLX-H}	A_{RIG-H}	A_{FLX-V}	A_{RIG-V}
CBC 2022	ICC-ES AC156	2.00	1.0	1.5	3.20	2.40	-	-
		2.50	0.0	1.5	-	-	1.67	0.67

Test Mounting Details

UUT-32a was mounted directly to the wall fixture using (4) 3/8" diameter Grade 5 bolts.

All units were filled with contents and maintained structural integrity and functionality after AC-156 test.

REVIEWED FOR CODE COMPLIANCE
HCAi
OSP-0687
BY: Mohammad Karim
DATE: 05/21/2025
CALIFORNIA 2022

UNIT UNDER TEST (UUT)
Summary Sheet

UUT-32b

Test Report: DCL 25970-2401

Model Line	Model Number	Manufacturer
H6/F6/W6 IP55/NEMA Type 12 Narrow Bypass Panels	H6BNB052PMB	Yaskawa

Product Construction Summary

Cabinet Size W3; Carbon Steel Construction

Options / Subcomponent Summary

VFD: Yaskawa; Current Transformers: Dent Instruments; Circuit Breakers: Schneider; Drive I/O & Bypass Contactors: Schneider; Control Transformers: Schneider; Fuse Blocks: Littelfuse; Drive Input Fuses: Bussmann; Terminal and Power Distribution Blocks: Cooper Bussman; Bypass Control Board: Yaskawa

UUT Properties

Weight [lbs]	Dimensions [in]			Lowest Nat. Freq. [Hz]		
	Length	Width	Height	F-B	S-S	V
103	12.3	9.5	52.6	N/A	N/A	N/A

UUT Highest Passed Seismic Run Information

Building Code	Test Criteria	S_{DS}	z/h	I_P	A_{FLX-H}	A_{RIG-H}	A_{FLX-V}	A_{RIG-V}
CBC 2022	ICC-ES AC156	2.00	1.0	1.5	3.20	2.40	-	-
		2.50	0.0	1.5	-	-	1.67	0.67

Test Mounting Details

UUT-32b was mounted to the wall fixture using (4) 3/8" diameter Grade 5 bolts. The wall fixture was isolated using (4) VMC MSSH-1E-650 spring isolators.



All units were filled with contents and maintained structural integrity and functionality after AC-156 test.

UNIT UNDER TEST (UUT)
Summary Sheet

UUT-33a

Test Report: DCL 25970-2401

Model Line	Model Number	Manufacturer
H6/F6/Q6/W6 IP55/NEMA Type 12 Narrow Configured Panels	H6CNB014PM	Yaskawa

Product Construction Summary

Cabinet Size W1; Carbon Steel Construction

Options / Subcomponent Summary

VFD: Yaskawa; Circuit Breakers: Schneider; Fuse Blocks: Littelfuse; Drive Input Fuses: Littelfuse

UUT Properties

Weight [lbs]	Dimensions [in]			Lowest Nat. Freq. [Hz]		
	Length	Width	Height	F-B	S-S	V
42	12.0	6.0	33.0	N/A	N/A	N/A

UUT Highest Passed Seismic Run Information

Building Code	Test Criteria	S_{DS}	z/h	I_P	A_{FLX-H}	A_{RIG-H}	A_{FLX-V}	A_{RIG-V}
CBC 2022	ICC-ES AC156	2.00	1.0	1.5	3.20	2.40	-	-
		2.50	0.0	1.5	-	-	1.67	0.67

Test Mounting Details

UUT-33a was mounted directly to the wall fixture using (4) 3/8" diameter Grade 5 bolts.

All units were filled with contents and maintained structural integrity and functionality after AC-156 test.

UNIT UNDER TEST (UUT)
Summary Sheet

UUT-33b

Test Report: DCL 25970-2401

Model Line	Model Number	Manufacturer
H6/F6/Q6/W6 IP55/NEMA Type 12 Narrow Configured Panels	H6CNB014PM	Yaskawa

Product Construction Summary

Cabinet Size W1; Carbon Steel Construction

Options / Subcomponent Summary

VFD: Yaskawa; Circuit Breakers: Schneider; Fuse Blocks: Littelfuse; Drive Input Fuses: Littelfuse

UUT Properties

Weight [lbs]	Dimensions [in]			Lowest Nat. Freq. [Hz]		
	Length	Width	Height	F-B	S-S	V
42	12.0	6.0	33.0	N/A	N/A	N/A

UUT Highest Passed Seismic Run Information

Building Code	Test Criteria	S_{DS}	z/h	I_P	A_{FLX-H}	A_{RIG-H}	A_{FLX-V}	A_{RIG-V}
CBC 2022	ICC-ES AC156	2.00	1.0	1.5	3.20	2.40	-	-
		2.50	0.0	1.5	-	-	1.67	0.67

Test Mounting Details

UUT-33b was mounted to the wall fixture using (4) 3/8" diameter Grade 5 bolts. The wall fixture was isolated using (4) VMC MSSH-1E-650 spring isolators.



All units were filled with contents and maintained structural integrity and functionality after AC-156 test.

UNIT UNDER TEST (UUT)
Summary Sheet

UUT-34a

Test Report: DCL 25970-2401

Model Line	Model Number	Manufacturer
H6/F6/Q6/W6 IP55/NEMA Type 12 Narrow Configured Panels	H6CNB052PM	Yaskawa

Product Construction Summary

Cabinet Size W3; Carbon Steel Construction

Options / Subcomponent Summary

VFD: Yaskawa; Circuit Breakers: Schneider; Fuse Blocks: Mersen; Drive Input Fuses: Bussmann

UUT Properties

Weight [lbs]	Dimensions [in]			Lowest Nat. Freq. [Hz]		
	Length	Width	Height	F-B	S-S	V
74	12.3	8.3	42.3	N/A	N/A	N/A

UUT Highest Passed Seismic Run Information

Building Code	Test Criteria	S_{DS}	z/h	I_P	A_{FLX-H}	A_{RIG-H}	A_{FLX-V}	A_{RIG-V}
CBC 2022	ICC-ES AC156	2.00	1.0	1.5	3.20	2.40	-	-
		2.50	0.0	1.5	-	-	1.67	0.67

Test Mounting Details

UUT-34a was mounted directly to the wall fixture using (4) 3/8" diameter Grade 5 bolts.

All units were filled with contents and maintained structural integrity and functionality after AC-156 test.

UNIT UNDER TEST (UUT)
Summary Sheet

UUT-34b

Test Report: DCL 25970-2401

Model Line	Model Number	Manufacturer
H6/F6/Q6/W6 IP55/NEMA Type 12 Narrow Configured Panels	H6CNB052PM	Yaskawa

Product Construction Summary

Cabinet Size W3; Carbon Steel Construction

Options / Subcomponent Summary

VFD: Yaskawa; Circuit Breakers: Schneider; Fuse Blocks: Mersen; Drive Input Fuses: Bussmann

UUT Properties

Weight [lbs]	Dimensions [in]			Lowest Nat. Freq. [Hz]		
	Length	Width	Height	F-B	S-S	V
74	12.3	8.3	42.3	N/A	N/A	N/A

UUT Highest Passed Seismic Run Information

Building Code	Test Criteria	S_{DS}	z/h	I_P	A_{FLX-H}	A_{RIG-H}	A_{FLX-V}	A_{RIG-V}
CBC 2022	ICC-ES AC156	2.00	1.0	1.5	3.20	2.40	-	-
		2.50	0.0	1.5	-	-	1.67	0.67

Test Mounting Details

UUT-34b was mounted to the wall fixture using (4) 3/8" diameter Grade 5 bolts. The wall fixture was isolated using (4) VMC MSSH-1E-650 spring isolators.



All units were filled with contents and maintained structural integrity and functionality after AC-156 test.

UNIT UNDER TEST (UUT)
Summary Sheet

UUT-35a

Test Report: DCL 25970-2401

Model Line	Model Number	Manufacturer
H6/F6/W6 IP20/NEMA Type 1 Bypass Panels	H6B1B156PMF	Yaskawa

Product Construction Summary

Cabinet Size W4; Carbon Steel Construction

Options / Subcomponent Summary

VFD: Yaskawa; Current Transformers: Dent Instruments; Circuit Breakers: Schneider; Drive I/O & Bypass Contactors: Schneider; Control Transformers: Schneider; Fuse Blocks: Bussmann; Drive Input Fuses: Bussmann; Terminal and Power Distribution Blocks: Mersen; Bypass Control Board: Yaskawa; Cabinet Cooling Fans: NMB

UUT Properties

Weight [lbs]	Dimensions [in]			Lowest Nat. Freq. [Hz]		
	Length	Width	Height	F-B	S-S	V
405	18.5	33.0	53.0	N/A	N/A	N/A

UUT Highest Passed Seismic Run Information

Building Code	Test Criteria	S_{DS}	z/h	I_P	A_{FLX-H}	A_{RIG-H}	A_{FLX-V}	A_{RIG-V}
CBC 2022	ICC-ES AC156	2.00	1.0	1.5	3.20	2.40	-	-
		2.50	0.0	1.5	-	-	1.67	0.67

Test Mounting Details

UUT-35a was mounted directly to the wall fixture using (4) 1/2" diameter Grade 5 bolts.

All units were filled with contents and maintained structural integrity and functionality after AC-156 test.

UNIT UNDER TEST (UUT)
Summary Sheet

UUT-35b

Test Report: DCL 25970-2401

Model Line	Model Number	Manufacturer
H6/F6/W6 IP20/NEMA Type 1 Bypass Panels	H6B1B156PMF	Yaskawa

Product Construction Summary

Cabinet Size W4; Carbon Steel Construction

Options / Subcomponent Summary

VFD: Yaskawa; Current Transformers: Dent Instruments; Circuit Breakers: Schneider; Drive I/O & Bypass Contactors: Schneider; Control Transformers: Schneider; Fuse Blocks: Bussmann; Drive Input Fuses: Bussmann; Terminal and Power Distribution Blocks: Mersen; Bypass Control Board: Yaskawa; Cabinet Cooling Fans: NMB

UUT Properties

Weight [lbs]	Dimensions [in]			Lowest Nat. Freq. [Hz]		
	Length	Width	Height	F-B	S-S	V
405	18.5	33.0	53.0	N/A	N/A	N/A

UUT Highest Passed Seismic Run Information

Building Code	Test Criteria	S_{DS}	z/h	I_P	A_{FLX-H}	A_{RIG-H}	A_{FLX-V}	A_{RIG-V}
CBC 2022	ICC-ES AC156	2.00	1.0	1.5	3.20	2.40	-	-
		2.50	0.0	1.5	-	-	1.67	0.67

Test Mounting Details

UUT-35b was mounted to the wall fixture using (4) 1/2" diameter Grade 5 bolts. The wall fixture was isolated using (4) VMC MSSH-1E-650 spring isolators.

All units were filled with contents and maintained structural integrity and functionality after AC-156 test.

REVIEWED FOR CODE COMPLIANCE
HCAi
OSP-0687
BY: Mohammad Karim
DATE: 05/21/2025
CALIFORNIA ... 2022